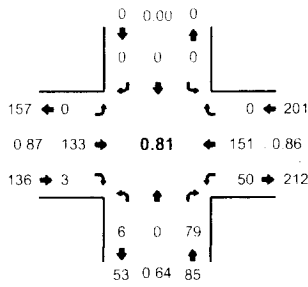
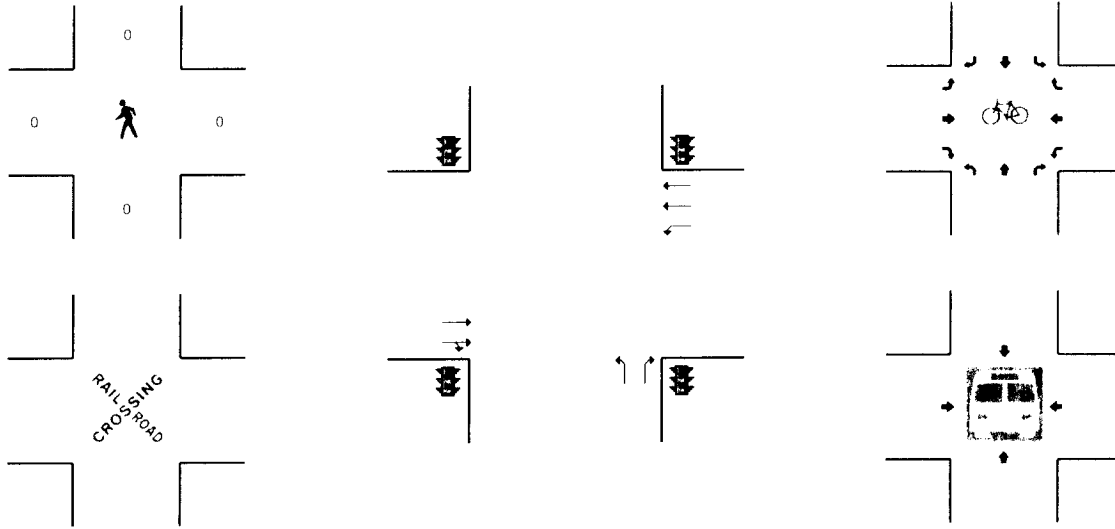
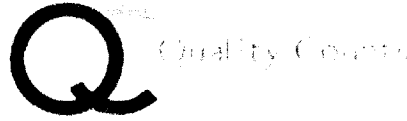
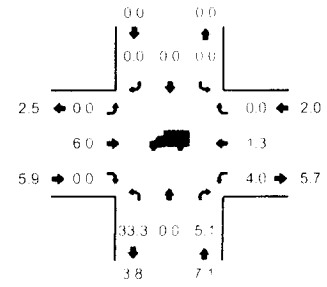


LOCATION NE Delfel Rd (South) -- NE 179th St  
 CITY/STATE Ridgefield, WA

PROJECT # 10395412  
 DATE 11/6/2008



Peak-Hour: 4:25 PM -- 5:25 PM  
 Peak 15-Min: 4:50 PM -- 5:05 PM



5-Min Count Period	NE Delfel Rd (South) (Northbound)			NE Delfel Rd (South) (Southbound)			NE 179th St (Eastbound)			NE 179th St (Westbound)			Total	Hourly Totals
	Left	Thru	Right	Left	Thru	Right	Left	Thru	Right	Left	Thru	Right		
4:00 PM	1	0	9	0	0	0	0	12	3	2	9	0	36	
4:05 PM	0	0	3	0	0	0	0	17	0	3	9	0	32	
4:10 PM	0	0	3	0	0	0	0	13	0	0	11	0	27	
4:15 PM	0	0	2	0	0	0	0	14	1	1	10	0	28	
4:20 PM	0	0	0	0	0	0	0	11	0	4	8	0	23	
4:25 PM	0	0	5	0	0	0	0	8	0	1	10	0	24	
4:30 PM	0	0	3	0	0	0	0	14	1	5	15	0	36	
4:35 PM	1	0	4	0	0	0	0	11	0	8	15	0	39	
4:40 PM	0	0	8	0	0	0	0	14	0	4	9	0	35	
4:45 PM	0	0	4	0	0	0	0	9	1	4	12	0	30	
4:50 PM	0	0	15	0	0	0	0	13	0	8	15	0	51	
4:55 PM	1	0	4	0	0	0	0	12	0	3	14	0	34	397
5:00 PM	1	0	11	0	0	0	0	16	1	2	14	0	45	406
5:05 PM	1	0	9	0	0	0	0	8	0	6	11	0	35	409
5:10 PM	1	0	10	0	0	0	0	9	0	2	12	0	34	416
5:15 PM	0	0	4	0	0	0	0	11	0	4	10	0	29	417
5:20 PM	1	0	2	0	0	0	0	8	0	3	14	0	28	422
5:25 PM	0	0	0	0	0	0	0	9	0	1	12	0	22	420
5:30 PM	0	0	0	0	0	0	0	11	0	3	18	0	32	414
5:35 PM	0	0	4	0	0	0	0	15	0	1	15	0	35	410
5:40 PM	0	0	0	0	0	0	0	3	0	4	20	0	27	402
5:45 PM	0	0	1	0	0	0	0	10	0	1	18	0	30	402
5:50 PM	0	0	2	0	0	0	0	11	0	3	14	0	30	381
5:55 PM	0	0	3	0	0	0	0	14	0	0	14	0	31	378
<b>Peak 15-Min Flowrates</b>	<b>Northbound</b>			<b>Southbound</b>			<b>Eastbound</b>			<b>Westbound</b>			<b>Total</b>	
All Vehicles	8	0	120	0	0	0	0	164	4	52	172	0	520	
Heavy Trucks	0	0	4	0	0	0	0	16	0	0	4	0	24	
Pedestrians		0			0			0			0		0	
Bicycles														
Railroad														
Stopped Buses														