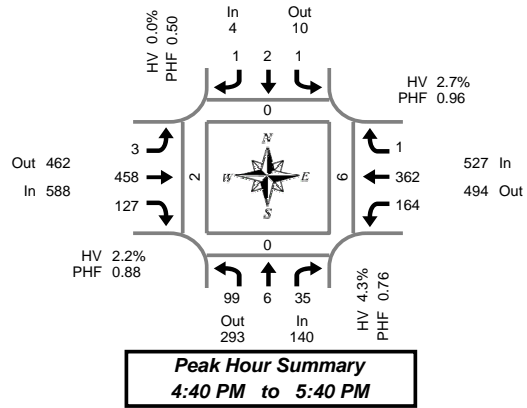


Total Vehicle Summary



Clay Carney
(503) 833-2740



NE Andresen Market Place & NE 63rd St

Thursday, March 09, 2006

4:00 PM to 6:00 PM

5-Minute Interval Summary

4:00 PM to 6:00 PM

Interval Start Time	Northbound NE Andresen Market Place				Southbound NE Andresen Market Place				Eastbound NE 63rd St				Westbound NE 63rd St				Interval Total	Pedestrians Crosswalk			
	L	T	R	Bikes	L	T	R	Bikes	L	T	R	Bikes	L	T	R	Bikes		North	South	East	West
4:00 PM	10	6	8	0	0	0	0	0	0	28	4	0	20	28	0	0	104	0	2	0	0
4:05 PM	8	0	2	0	0	0	0	0	0	35	12	0	12	18	0	0	87	0	0	0	0
4:10 PM	3	0	6	0	0	0	0	0	0	27	11	0	17	18	0	0	82	0	0	0	0
4:15 PM	6	0	5	0	0	0	0	0	0	42	8	0	3	33	0	0	97	0	0	0	0
4:20 PM	4	0	2	0	0	0	0	0	0	21	5	0	15	35	0	0	82	0	0	0	0
4:25 PM	8	0	0	0	0	0	0	0	0	37	9	0	10	21	0	0	85	0	0	0	0
4:30 PM	7	0	5	0	0	0	0	0	0	31	9	0	13	36	0	0	101	0	0	0	0
4:35 PM	5	0	5	0	0	0	0	0	0	45	6	0	11	20	0	0	92	0	0	0	1
4:40 PM	5	5	6	0	1	0	0	0	0	33	4	0	12	39	0	0	105	0	0	0	0
4:45 PM	14	0	2	0	0	0	0	0	0	26	10	0	15	18	0	0	85	0	0	1	0
4:50 PM	6	0	0	0	0	0	0	0	0	49	5	0	15	30	0	0	105	0	0	1	0
4:55 PM	2	0	8	0	0	0	0	0	1	43	20	0	14	30	0	0	118	0	0	2	0
5:00 PM	8	0	3	0	0	1	0	0	0	41	9	0	12	32	0	0	106	0	0	0	0
5:05 PM	11	0	4	0	0	0	0	0	0	41	7	0	15	29	0	0	107	0	0	0	0
5:10 PM	7	0	3	0	0	1	0	0	0	44	14	0	10	23	0	0	102	0	0	0	0
5:15 PM	7	0	1	0	0	0	0	0	1	32	14	0	12	35	1	0	103	0	0	0	0
5:20 PM	18	1	2	0	0	0	0	0	1	31	18	0	16	40	0	0	127	0	0	2	0
5:25 PM	13	0	4	0	0	0	0	0	0	36	7	0	12	21	0	0	93	0	0	0	0
5:30 PM	6	0	1	0	0	0	1	0	0	52	7	0	14	31	0	0	112	0	0	0	2
5:35 PM	2	0	1	0	0	0	0	0	0	30	12	0	17	34	0	0	96	0	0	0	0
5:40 PM	4	0	6	0	0	0	0	0	0	34	9	0	16	28	0	0	97	0	0	0	0
5:45 PM	7	0	3	0	0	0	0	0	0	39	9	0	13	14	0	0	85	0	0	0	0
5:50 PM	2	0	3	0	0	0	0	0	0	21	4	0	12	26	0	0	68	0	0	0	0
5:55 PM	9	0	2	0	0	0	0	0	0	22	2	0	11	25	0	0	71	0	0	0	0
Total Survey	172	12	82	0	1	2	1	0	3	840	215	0	317	664	1	0	2,310	0	2	6	3

15-Minute Interval Summary

4:00 PM to 6:00 PM

Interval Start Time	Northbound NE Andresen Market Place				Southbound NE Andresen Market Place				Eastbound NE 63rd St				Westbound NE 63rd St				Interval Total	Pedestrians Crosswalk			
	L	T	R	Bikes	L	T	R	Bikes	L	T	R	Bikes	L	T	R	Bikes		North	South	East	West
4:00 PM	21	6	16	0	0	0	0	0	0	90	27	0	49	64	0	0	273	0	2	0	0
4:15 PM	18	0	7	0	0	0	0	0	0	100	22	0	28	89	0	0	264	0	0	0	0
4:30 PM	17	5	16	0	1	0	0	0	0	109	19	0	36	95	0	0	298	0	0	0	1
4:45 PM	22	0	10	0	0	0	0	0	1	118	35	0	44	78	0	0	308	0	0	4	0
5:00 PM	26	0	10	0	0	2	0	0	0	126	30	0	37	84	0	0	315	0	0	0	0
5:15 PM	38	1	7	0	0	0	0	0	2	99	39	0	40	96	1	0	323	0	0	2	0
5:30 PM	12	0	8	0	0	0	1	0	0	116	28	0	47	93	0	0	305	0	0	0	2
5:45 PM	18	0	8	0	0	0	0	0	0	82	15	0	36	65	0	0	224	0	0	0	0
Total Survey	172	12	82	0	1	2	1	0	3	840	215	0	317	664	1	0	2,310	0	2	6	3

Peak Hour Summary

4:40 PM to 5:40 PM

By Approach	Northbound NE Andresen Market Place				Southbound NE Andresen Market Place				Eastbound NE 63rd St				Westbound NE 63rd St				Total	Pedestrians Crosswalk			
	In	Out	Total	Bikes	In	Out	Total	Bikes	In	Out	Total	Bikes	In	Out	Total	Bikes		North	South	East	West
Volume	140	293	433	0	4	10	14	0	588	462	1,050	0	527	494	1,021	0	1,259	0	0	6	2
%HV	4.3%				0.0%				2.2%				2.7%				2.6%				
PHF	0.76				0.50				0.88				0.96				0.95				

By Movement	Northbound NE Andresen Market Place				Southbound NE Andresen Market Place				Eastbound NE 63rd St				Westbound NE 63rd St				Total
	L	T	R	Total	L	T	R	Total	L	T	R	Total	L	T	R	Total	
Volume	99	6	35	140	1	2	1	4	3	458	127	588	164	362	1	527	1,259
%HV	3.0%	0.0%	8.6%	4.3%	0.0%	0.0%	0.0%	0.0%	0.0%	2.2%	2.4%	2.2%	1.8%	3.0%	0.0%	2.7%	2.6%
PHF	0.65	0.30	0.58	0.76	0.25	0.25	0.25	0.50	0.38	0.86	0.69	0.88	0.93	0.92	0.25	0.96	0.95

Rolling Hour Summary

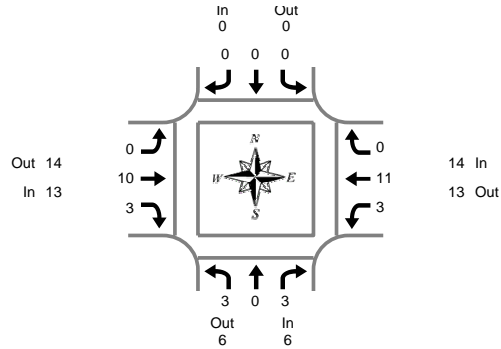
4:00 PM to 6:00 PM

Interval Start Time	Northbound NE Andresen Market Place				Southbound NE Andresen Market Place				Eastbound NE 63rd St				Westbound NE 63rd St				Interval Total	Pedestrians Crosswalk			
	L	T	R	Bikes	L	T	R	Bikes	L	T	R	Bikes	L	T	R	Bikes		North	South	East	West
4:00 PM	78	11	49	0	1	0	0	0	1	417	103	0	157	326	0	0	1,143	0	2	4	1
4:15 PM	83	5	43	0	1	2	0	0	1	453	106	0	145	346	0	0	1,185	0	0	4	1
4:30 PM	103	6	43	0	1	2	0	0	3	452	123	0	157	353	1	0	1,244	0	0	6	1
4:45 PM	98	1	35	0	0	2	1	0	3	459	132	0	168	351	1	0	1,251	0	0	6	2
5:00 PM	94	1	33	0	0	2	1	0	2	423	112	0	160	338	1	0	1,167	0	0	2	2

Heavy Vehicle Summary



Clay Carney
(503) 833-2740



Peak Hour Summary
4:40 PM to 5:40 PM

NE Andresen Market Place & NE 63rd St

Thursday, March 09, 2006

4:00 PM to 6:00 PM

Heavy Vehicle 5-Minute Interval Summary

4:00 PM to 6:00 PM

Interval Start Time	Northbound NE Andresen Market Place				Southbound NE Andresen Market Place				Eastbound NE 63rd St				Westbound NE 63rd St				Interval Total	
	L	T	R	Total	L	T	R	Total	L	T	R	Total	L	T	R	Total		
4:00 PM	0	0	0	0	0	0	0	0	0	0	0	0	0	0	1	0	1	1
4:05 PM	0	0	0	0	0	0	0	0	0	0	0	0	0	0	0	0	0	0
4:10 PM	0	0	0	0	0	0	0	0	0	0	1	1	0	2	0	2	3	3
4:15 PM	0	0	0	0	0	0	0	0	0	0	0	0	0	3	0	3	3	3
4:20 PM	0	0	0	0	0	0	0	0	0	1	0	1	0	0	0	0	1	1
4:25 PM	0	0	0	0	0	0	0	0	0	0	0	0	1	1	0	2	2	2
4:30 PM	0	0	0	0	0	0	0	0	0	0	0	0	1	3	0	4	4	4
4:35 PM	0	0	0	0	0	0	0	0	0	1	0	1	0	1	0	1	2	2
4:40 PM	0	0	0	0	0	0	0	0	0	0	0	0	0	0	0	0	0	0
4:45 PM	0	0	1	1	0	0	0	0	0	3	0	3	0	0	0	0	4	4
4:50 PM	0	0	0	0	0	0	0	0	0	2	0	2	0	1	0	1	3	3
4:55 PM	0	0	1	1	0	0	0	0	0	1	2	3	0	0	0	0	4	4
5:00 PM	0	0	0	0	0	0	0	0	0	0	0	0	0	1	0	1	1	1
5:05 PM	0	0	0	0	0	0	0	0	0	1	0	1	1	1	0	2	3	3
5:10 PM	0	0	1	1	0	0	0	0	0	2	0	2	0	0	0	0	3	3
5:15 PM	0	0	0	0	0	0	0	0	0	0	1	1	0	1	0	1	2	2
5:20 PM	1	0	0	1	0	0	0	0	0	0	0	0	0	3	0	3	4	4
5:25 PM	0	0	0	0	0	0	0	0	0	0	0	0	1	1	0	2	2	2
5:30 PM	2	0	0	2	0	0	0	0	0	1	0	1	1	1	0	2	5	5
5:35 PM	0	0	0	0	0	0	0	0	0	0	0	0	0	2	0	2	2	2
5:40 PM	0	0	0	0	0	0	0	0	0	0	0	0	0	1	0	1	1	1
5:45 PM	0	0	0	0	0	0	0	0	0	0	0	0	0	0	0	0	0	0
5:50 PM	0	0	0	0	0	0	0	0	0	0	0	0	0	0	0	0	0	0
5:55 PM	0	0	0	0	0	0	0	0	0	0	0	0	0	1	0	1	1	1
Total Survey	3	0	3	6	0	0	0	0	0	12	4	16	5	24	0	29	51	51

Heavy Vehicle 15-Minute Interval Summary

4:00 PM to 6:00 PM

Interval Start Time	Northbound NE Andresen Market Place				Southbound NE Andresen Market Place				Eastbound NE 63rd St				Westbound NE 63rd St				Interval Total	
	L	T	R	Total	L	T	R	Total	L	T	R	Total	L	T	R	Total		
4:00 PM	0	0	0	0	0	0	0	0	0	0	1	1	0	3	0	3	4	4
4:15 PM	0	0	0	0	0	0	0	0	0	1	0	1	1	4	0	5	6	6
4:30 PM	0	0	0	0	0	0	0	0	0	1	0	1	1	4	0	5	6	6
4:45 PM	0	0	2	2	0	0	0	0	0	6	2	8	0	1	0	1	11	11
5:00 PM	0	0	1	1	0	0	0	0	0	3	0	3	1	2	0	3	7	7
5:15 PM	1	0	0	1	0	0	0	0	0	0	1	1	1	5	0	6	8	8
5:30 PM	2	0	0	2	0	0	0	0	0	1	0	1	1	4	0	5	8	8
5:45 PM	0	0	0	0	0	0	0	0	0	0	0	0	0	1	0	1	1	1
Total Survey	3	0	3	6	0	0	0	0	0	12	4	16	5	24	0	29	51	51

Heavy Vehicle Peak Hour Summary

4:40 PM to 5:40 PM

By Approach	Northbound NE Andresen Market Place			Southbound NE Andresen Market Place			Eastbound NE 63rd St			Westbound NE 63rd St			Total
	In	Out	Total	In	Out	Total	In	Out	Total	In	Out	Total	
Volume	6	6	12	0	0	0	13	14	27	14	13	27	33
PHF	0.50			0.00			0.41			0.50			0.75

By Movement	Northbound NE Andresen Market Place				Southbound NE Andresen Market Place				Eastbound NE 63rd St				Westbound NE 63rd St				Total	
	L	T	R	Total	L	T	R	Total	L	T	R	Total	L	T	R	Total		
Volume	3	0	3	6	0	0	0	0	0	10	3	13	3	11	0	14	33	33
PHF	0.25	0.00	0.38	0.50	0.00	0.00	0.00	0.00	0.00	0.42	0.38	0.41	0.38	0.55	0.00	0.50	0.75	0.75

Heavy Vehicle Rolling Hour Summary

4:00 PM to 6:00 PM

Interval Start Time	Northbound NE Andresen Market Place				Southbound NE Andresen Market Place				Eastbound NE 63rd St				Westbound NE 63rd St				Interval Total	
	L	T	R	Total	L	T	R	Total	L	T	R	Total	L	T	R	Total		
4:00 PM	0	0	2	2	0	0	0	0	0	8	3	11	2	12	0	14	27	27
4:15 PM	0	0	3	3	0	0	0	0	0	11	2	13	3	11	0	14	30	30
4:30 PM	1	0	3	4	0	0	0	0	0	10	3	13	3	12	0	15	32	32
4:45 PM	3	0	3	6	0	0	0	0	0	10	3	13	3	12	0	15	34	34
5:00 PM	3	0	1	4	0	0	0	0	0	4	1	5	3	12	0	15	24	24

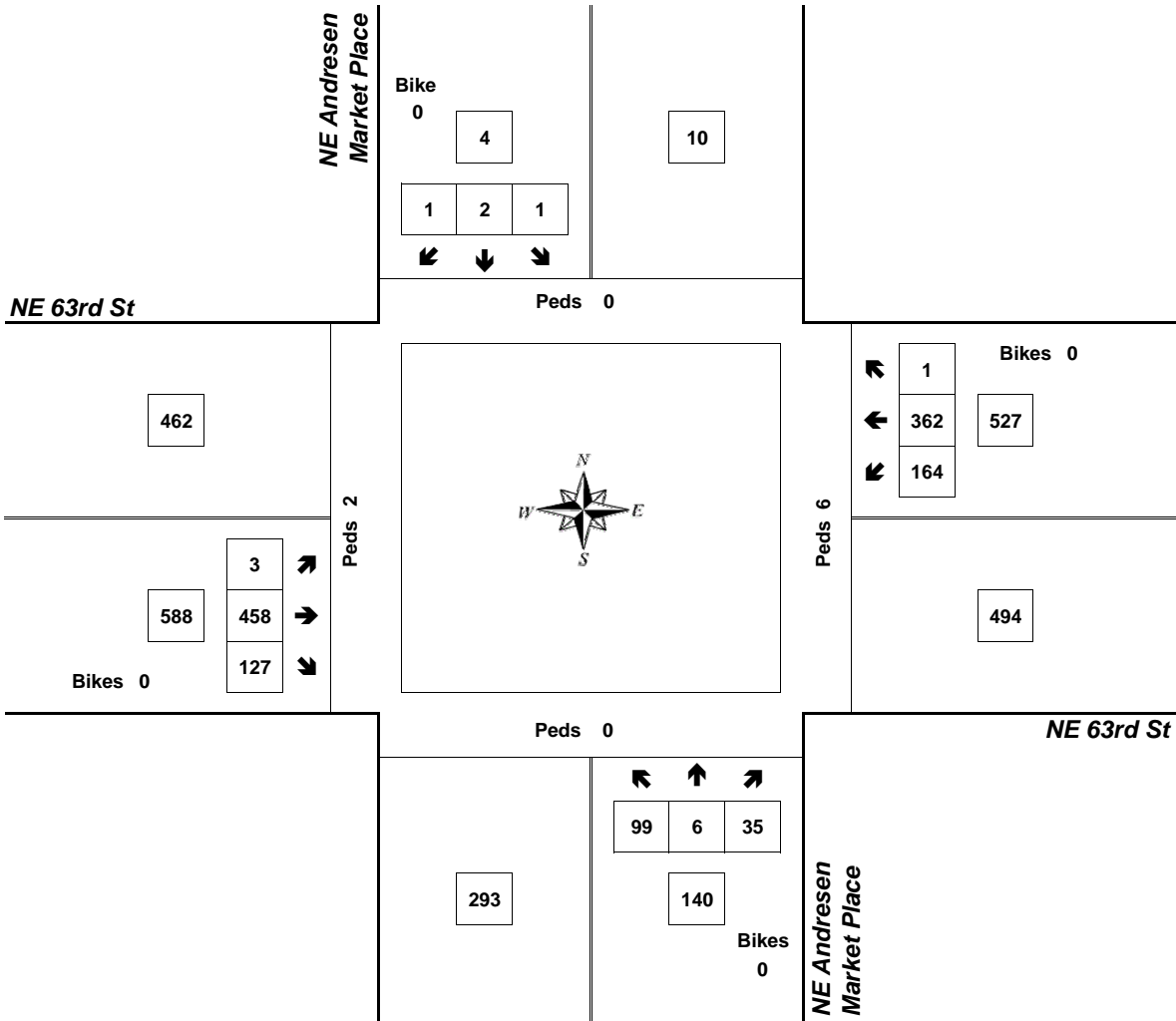
Peak Hour Summary



Clay Carney
(503) 833-2740

NE Andresen Market Place & NE 63rd St

4:40 PM to 5:40 PM
Thursday, March 09, 2006



Approach	PHF	HV%	Volume
EB	0.88	2.2%	588
WB	0.96	2.7%	527
NB	0.76	4.3%	140
SB	0.50	0.0%	4
Intersection	0.95	2.6%	1,259

Count Period: 4:00 PM to 6:00 PM