

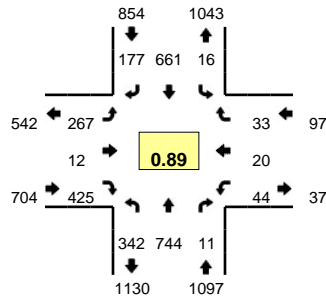
Study Intersection #20

Type of peak hour being reported: Intersection Peak

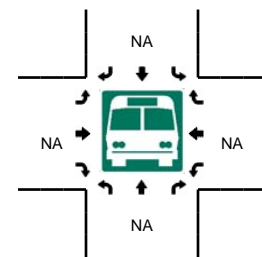
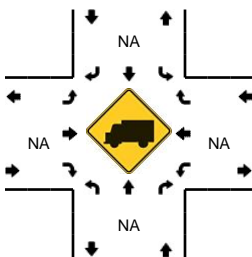
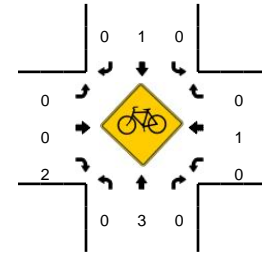
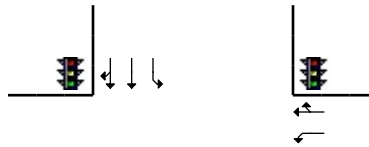
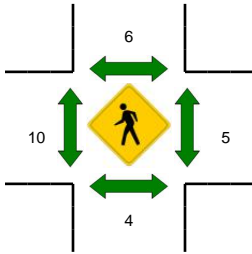
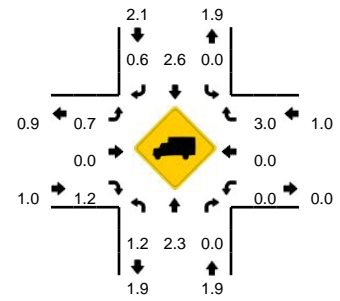
Method for determining peak hour: Total Entering Volume

LOCATION: SE 192nd Ave -- Mill Plain Blvd
CITY/STATE: Vancouver, WA

QC JOB #: 14493302
DATE: Tue, Sep 26 2017



Peak-Hour: 4:35 PM -- 5:35 PM
Peak 15-Min: 5:00 PM -- 5:15 PM



5-Min Count Period Beginning At	SE 192nd Ave (Northbound)				SE 192nd Ave (Southbound)				Mill Plain Blvd (Eastbound)				Mill Plain Blvd (Westbound)				Total	Hourly Totals
	Left	Thru	Right	U	Left	Thru	Right	U	Left	Thru	Right	U	Left	Thru	Right	U		
4:00 PM	23	60	2	0	2	56	15	1	23	2	28	0	12	7	5	0	236	
4:05 PM	28	59	1	0	2	59	11	0	26	1	34	0	4	2	3	0	230	
4:10 PM	33	48	3	0	3	57	16	0	19	1	21	0	6	4	1	0	212	
4:15 PM	22	44	0	0	0	53	14	0	26	5	28	0	5	4	1	0	202	
4:20 PM	15	52	3	0	0	45	15	0	23	2	32	1	4	3	5	0	200	
4:25 PM	28	35	0	0	0	55	19	0	18	0	21	0	5	1	7	0	189	
4:30 PM	30	56	1	0	2	41	10	0	14	2	28	0	1	1	7	0	193	
4:35 PM	31	62	2	0	2	42	14	0	14	0	30	0	11	4	7	0	219	
4:40 PM	24	53	0	0	1	58	13	0	26	1	36	0	10	5	10	0	237	
4:45 PM	26	67	1	0	2	46	14	1	18	2	30	0	2	0	0	0	209	
4:50 PM	25	56	3	0	3	64	11	0	18	3	27	0	1	1	3	0	215	
4:55 PM	31	56	0	0	2	57	17	0	29	1	30	1	5	1	3	0	233	2575
5:00 PM	29	55	2	0	2	60	16	0	14	1	34	1	6	4	2	0	226	2565
5:05 PM	24	71	2	0	0	74	13	0	30	1	54	0	6	0	1	0	276	2611
5:10 PM	30	72	0	0	0	66	16	1	30	0	51	0	2	1	2	0	271	2670
5:15 PM	32	64	1	0	0	47	20	0	12	2	39	0	1	0	2	0	220	2688
5:20 PM	35	72	0	0	0	49	15	0	31	1	34	0	0	1	2	0	240	2728
5:25 PM	29	57	0	0	2	40	12	0	21	0	25	0	0	3	1	0	190	2729
5:30 PM	26	59	0	0	0	58	16	0	21	0	35	1	0	0	0	0	216	2752
5:35 PM	23	56	0	0	0	47	17	0	29	1	32	0	0	0	0	0	205	2738
5:40 PM	24	61	0	0	2	67	18	0	21	1	25	0	0	0	1	0	220	2721
5:45 PM	24	51	2	0	1	46	12	0	24	0	32	0	1	0	0	0	193	2705
5:50 PM	23	53	0	0	0	61	19	0	26	1	28	0	0	0	0	0	211	2701
5:55 PM	23	48	1	0	0	51	13	0	16	2	28	0	0	0	1	0	183	2651
Peak 15-Min Flowrates	Northbound				Southbound				Eastbound				Westbound				Total	
	Left	Thru	Right	U	Left	Thru	Right	U	Left	Thru	Right	U	Left	Thru	Right	U		
All Vehicles	332	792	16	0	8	800	180	4	296	8	556	4	56	20	20	0	3092	
Heavy Trucks	0	16	0		0	12	0		0	0	4		0	0	0		32	
Pedestrians		12				12				0				16			40	
Bicycles	0	1	0		0	1	0		0	0	0		0	0	0		2	
Railroad																		
Stopped Buses																		

Comments: