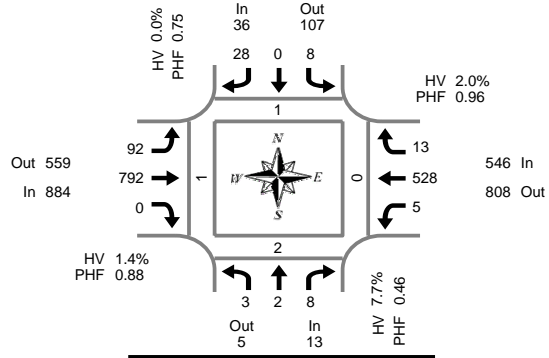


# Total Vehicle Summary



Clay Carney  
(503) 833-2740



## NE 119th Ave & NE 28th St

11/9/2005

4:00 PM to 6:00 PM

**Peak Hour Summary**  
5:00 PM to 6:00 PM

### 5-Minute Interval Summary

4:00 PM to 6:00 PM

Interval Start Time	Northbound NE 119th Ave				Southbound NE 119th Ave				Eastbound NE 28th St				Westbound NE 28th St				Interval Total	Pedestrians Crosswalk			
	L	T	R	Bikes	L	T	R	Bikes	L	T	R	Bikes	L	T	R	Bikes		North	South	East	West
16:00	1	1	0	0	0	0	2	0	4	61	1	0	0	42	0	0	112	0	0	0	0
16:05	0	0	0	0	0	0	5	0	3	61	0	0	0	37	1	0	107	0	0	0	1
16:10	0	0	0	0	2	1	2	0	8	52	2	0	1	54	0	0	122	0	0	0	0
16:15	0	0	0	0	1	0	5	0	3	53	0	0	1	40	2	0	105	3	1	1	0
16:20	0	0	1	0	2	0	2	0	4	64	1	0	0	37	3	0	114	0	0	0	0
16:25	0	0	1	0	1	0	1	0	8	66	0	0	0	41	0	0	118	0	0	0	0
16:30	0	0	0	0	1	0	2	0	2	43	0	0	0	50	0	0	98	1	0	0	0
16:35	1	0	0	0	1	0	4	0	3	44	0	0	0	51	2	0	106	0	0	0	1
16:40	0	0	0	0	0	0	3	0	8	61	1	0	1	47	0	0	121	0	0	0	0
16:45	0	0	0	0	0	0	1	0	2	67	1	0	0	49	0	0	120	0	0	0	0
16:50	1	0	0	0	3	0	2	0	4	63	0	0	0	42	2	0	117	0	0	0	0
16:55	0	0	1	0	1	0	3	0	5	53	0	0	0	45	0	0	108	0	0	0	1
17:00	0	0	0	0	1	0	1	0	4	70	0	0	1	49	1	0	127	0	0	0	0
17:05	1	0	1	0	0	0	3	0	3	66	0	0	0	39	1	0	114	0	0	0	0
17:10	0	0	1	0	1	0	2	0	5	68	0	0	1	46	1	0	125	0	0	0	0
17:15	0	1	0	0	0	0	4	0	1	66	0	0	0	46	0	0	118	0	0	0	0
17:20	0	1	1	0	0	0	1	0	4	83	0	0	0	35	1	0	126	0	0	0	0
17:25	0	0	1	0	2	0	2	0	46	49	0	0	0	47	2	0	149	0	0	0	0
17:30	0	0	4	0	2	0	2	0	6	63	0	0	0	47	1	0	125	1	0	0	0
17:35	0	0	0	0	1	0	3	0	4	57	0	0	1	43	1	0	110	0	0	0	0
17:40	0	0	0	0	0	0	1	0	7	69	0	0	0	39	2	0	118	0	0	0	0
17:45	0	0	0	0	1	0	3	0	4	62	0	0	1	53	1	0	125	0	0	0	0
17:50	1	0	0	0	0	0	2	0	5	66	0	0	1	42	1	0	118	0	2	0	1
17:55	1	0	0	0	0	0	4	0	3	73	0	0	0	42	1	0	124	0	0	0	0
Total Survey	6	3	11	0	20	1	60	0	146	1,480	6	0	8	1,063	23	0	2,827	5	3	1	4

### 15-Minute Interval Summary

4:00 PM to 6:00 PM

Interval Start Time	Northbound NE 119th Ave				Southbound NE 119th Ave				Eastbound NE 28th St				Westbound NE 28th St				Interval Total	Pedestrians Crosswalk			
	L	T	R	Bikes	L	T	R	Bikes	L	T	R	Bikes	L	T	R	Bikes		North	South	East	West
16:00	1	1	0	0	2	1	9	0	15	174	3	0	1	133	1	0	341	0	0	0	1
16:15	0	0	2	0	4	0	8	0	15	183	1	0	1	118	5	0	337	3	1	1	0
16:30	1	0	0	0	2	0	9	0	13	148	1	0	1	148	2	0	325	1	0	0	1
16:45	1	0	1	0	4	0	6	0	11	183	1	0	0	136	2	0	345	0	0	0	1
17:00	1	0	2	0	2	0	6	0	12	204	0	0	2	134	3	0	366	0	0	0	0
17:15	0	2	2	0	2	0	7	0	51	198	0	0	0	128	3	0	393	0	0	0	0
17:30	0	0	4	0	3	0	6	0	17	189	0	0	1	129	4	0	353	1	0	0	0
17:45	2	0	0	0	1	0	9	0	12	201	0	0	2	137	3	0	367	0	2	0	1
Total Survey	6	3	11	0	20	1	60	0	146	1,480	6	0	8	1,063	23	0	2,827	5	3	1	4

### Peak Hour Summary

5:00 PM to 6:00 PM

By Approach	Northbound NE 119th Ave				Southbound NE 119th Ave				Eastbound NE 28th St				Westbound NE 28th St				Total	Pedestrians Crosswalk			
	In	Out	Total	Bikes	In	Out	Total	Bikes	In	Out	Total	Bikes	In	Out	Total	Bikes		North	South	East	West
Volume	13	5	18	0	36	107	143	0	884	559	1,443	0	546	808	1,354	0	1,479	1	2	0	1
%HV	7.7%				0.0%				1.4%				2.0%				1.6%				
PHF	0.46				0.75				0.88				0.96				0.92				

By Movement	Northbound NE 119th Ave				Southbound NE 119th Ave				Eastbound NE 28th St				Westbound NE 28th St				Total
	L	T	R	Total	L	T	R	Total	L	T	R	Total	L	T	R	Total	
Volume	3	2	8	13	8	0	28	36	92	792	0	884	5	528	13	546	1,479
%HV	0.0%	0.0%	12.5%	7.7%	0.0%	0.0%	0.0%	0.0%	1.1%	1.4%	0.0%	1.4%	0.0%	2.1%	0.0%	2.0%	1.6%
PHF	0.38	0.25	0.33	0.46	0.40	0.00	0.78	0.75	0.41	0.91	0.00	0.88	0.63	0.96	0.81	0.96	0.92

### Rolling Hour Summary

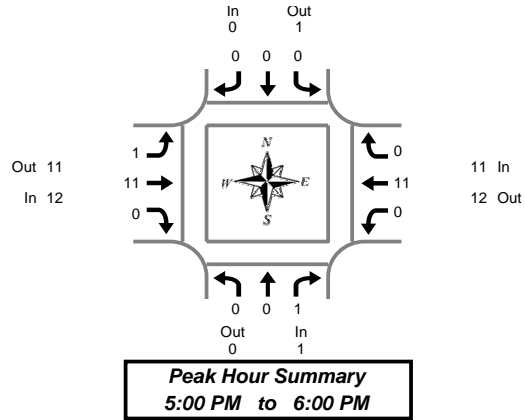
4:00 PM to 6:00 PM

Interval Start Time	Northbound NE 119th Ave				Southbound NE 119th Ave				Eastbound NE 28th St				Westbound NE 28th St				Interval Total	Pedestrians Crosswalk			
	L	T	R	Bikes	L	T	R	Bikes	L	T	R	Bikes	L	T	R	Bikes		North	South	East	West
16:00	3	1	3	0	12	1	32	0	54	688	6	0	3	535	10	0	1,348	4	1	1	3
16:15	3	0	5	0	12	0	29	0	51	718	3	0	4	536	12	0	1,373	4	1	1	2
16:30	3	2	5	0	10	0	28	0	87	733	2	0	3	546	10	0	1,429	1	0	0	2
16:45	2	2	9	0	11	0	25	0	91	774	1	0	3	527	12	0	1,457	1	0	0	1

# Heavy Vehicle Summary



Clay Carney  
(503) 833-2740



## NE 119th Ave & NE 28th St

11/9/2005

4:00 PM to 6:00 PM

### Heavy Vehicle 5-Minute Interval Summary

4:00 PM to 6:00 PM

Interval Start Time	Northbound NE 119th Ave				Southbound NE 119th Ave				Eastbound NE 28th St				Westbound NE 28th St				Interval Total
	L	T	R	Total	L	T	R	Total	L	T	R	Total	L	T	R	Total	
16:00	0	0	0	0	0	0	0	0	0	7	0	7	0	2	0	2	9
16:05	0	0	0	0	0	0	0	0	0	1	7	8	0	1	0	1	9
16:10	0	0	0	0	1	0	0	1	0	4	1	5	0	2	0	2	8
16:15	0	0	0	0	0	0	0	0	0	7	0	7	0	1	0	1	8
16:20	0	0	0	0	0	0	0	0	0	4	1	5	0	0	0	5	5
16:25	0	0	0	0	0	0	0	0	0	1	0	1	0	0	0	1	1
16:30	0	0	0	0	0	0	0	0	0	1	0	1	0	0	0	1	1
16:35	0	0	0	0	0	0	0	0	0	1	0	1	0	1	0	1	2
16:40	0	0	0	0	0	0	0	0	1	1	0	2	0	1	0	1	3
16:45	0	0	0	0	0	0	0	0	0	0	0	0	0	1	0	1	1
16:50	0	0	0	0	0	0	0	0	0	0	0	0	0	1	0	1	1
16:55	0	0	0	0	0	0	0	0	0	2	0	2	0	0	0	2	2
17:00	0	0	0	0	0	0	0	0	0	1	0	1	0	0	0	1	1
17:05	0	0	0	0	0	0	0	0	0	2	0	2	0	0	0	2	2
17:10	0	0	0	0	0	0	0	0	0	1	0	1	0	5	0	5	6
17:15	0	0	0	0	0	0	0	0	0	1	0	1	0	1	0	1	2
17:20	0	0	0	0	0	0	0	0	0	3	0	3	0	0	0	3	3
17:25	0	0	0	0	0	0	0	0	1	1	0	2	0	1	0	1	3
17:30	0	0	1	1	0	0	0	0	0	0	0	0	0	0	0	0	1
17:35	0	0	0	0	0	0	0	0	0	0	0	0	0	0	0	0	0
17:40	0	0	0	0	0	0	0	0	0	2	0	2	0	1	0	1	3
17:45	0	0	0	0	0	0	0	0	0	0	0	0	0	1	0	1	1
17:50	0	0	0	0	0	0	0	0	0	0	0	0	0	2	0	2	2
17:55	0	0	0	0	0	0	0	0	0	0	0	0	0	0	0	0	0
Total Survey	0	0	1	1	1	0	0	1	3	46	2	51	0	21	0	21	74

### Heavy Vehicle 15-Minute Interval Summary

4:00 PM to 6:00 PM

Interval Start Time	Northbound NE 119th Ave				Southbound NE 119th Ave				Eastbound NE 28th St				Westbound NE 28th St				Interval Total
	L	T	R	Total	L	T	R	Total	L	T	R	Total	L	T	R	Total	
16:00	0	0	0	0	1	0	0	1	1	18	1	20	0	5	0	5	26
16:15	0	0	0	0	0	0	0	0	0	12	1	13	0	1	0	1	14
16:30	0	0	0	0	0	0	0	0	1	3	0	4	0	2	0	2	6
16:45	0	0	0	0	0	0	0	0	0	2	0	2	0	2	0	2	4
17:00	0	0	0	0	0	0	0	0	0	4	0	4	0	5	0	5	9
17:15	0	0	0	0	0	0	0	0	1	5	0	6	0	2	0	2	8
17:30	0	0	1	1	0	0	0	0	0	2	0	2	0	1	0	1	4
17:45	0	0	0	0	0	0	0	0	0	0	0	0	0	3	0	3	3
Total Survey	0	0	1	1	1	0	0	1	3	46	2	51	0	21	0	21	74

### Heavy Vehicle Peak Hour Summary

5:00 PM to 6:00 PM

By Approach	Northbound NE 119th Ave			Southbound NE 119th Ave			Eastbound NE 28th St			Westbound NE 28th St			Total
	In	Out	Total	In	Out	Total	In	Out	Total	In	Out	Total	
Volume	1	0	1	0	1	1	12	11	23	11	12	23	24
PHF	0.25			0.00			0.50			0.46			0.55

By Movement	Northbound NE 119th Ave				Southbound NE 119th Ave				Eastbound NE 28th St				Westbound NE 28th St				Total
	L	T	R	Total	L	T	R	Total	L	T	R	Total	L	T	R	Total	
Volume	0	0	1	1	0	0	0	0	1	11	0	12	0	11	0	11	24
PHF	0.00	0.00	0.25	0.25	0.00	0.00	0.00	0.00	0.25	0.55	0.00	0.50	0.00	0.46	0.00	0.46	0.55

### Heavy Vehicle Rolling Hour Summary

4:00 PM to 6:00 PM

Interval Start Time	Northbound NE 119th Ave				Southbound NE 119th Ave				Eastbound NE 28th St				Westbound NE 28th St				Interval Total
	L	T	R	Total	L	T	R	Total	L	T	R	Total	L	T	R	Total	
16:00	0	0	0	0	1	0	0	1	2	35	2	39	0	10	0	10	50
16:15	0	0	0	0	0	0	0	0	1	21	1	23	0	10	0	10	33
16:30	0	0	0	0	0	0	0	0	2	14	0	16	0	11	0	11	27
16:45	0	0	1	1	0	0	0	0	1	13	0	14	0	10	0	10	25

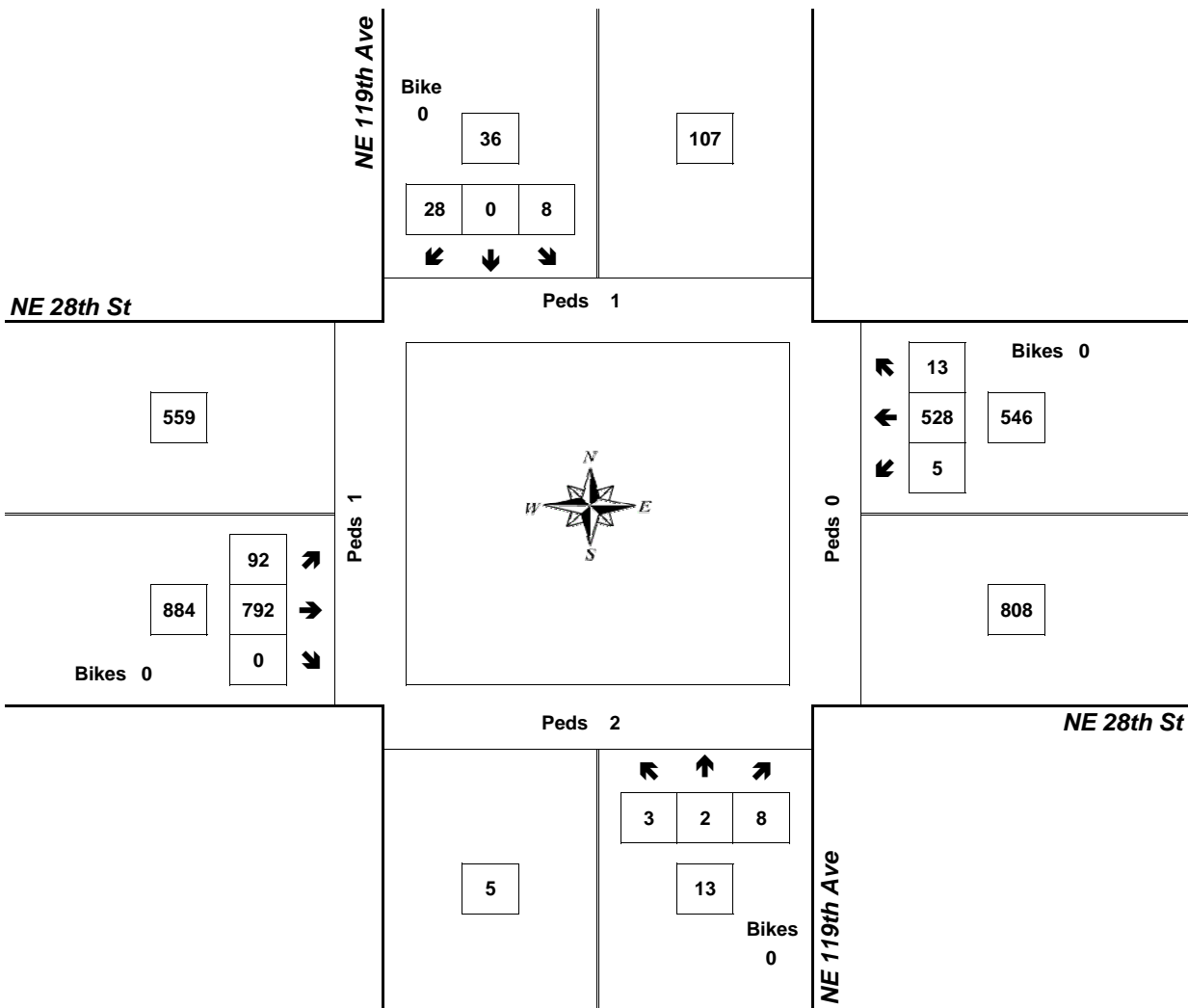
# Peak Hour Summary



Clay Carney  
(503) 833-2740

## NE 119th Ave & NE 28th St

5:00 PM to 6:00 PM  
11/9/2005



Approach	PHF	HV%	Volume
EB	0.88	1.4%	884
WB	0.96	2.0%	546
NB	0.46	7.7%	13
SB	0.75	0.0%	36
<b>Intersection</b>	<b>0.92</b>	<b>1.6%</b>	<b>1,479</b>

Count Period: 4:00 PM to 6:00 PM