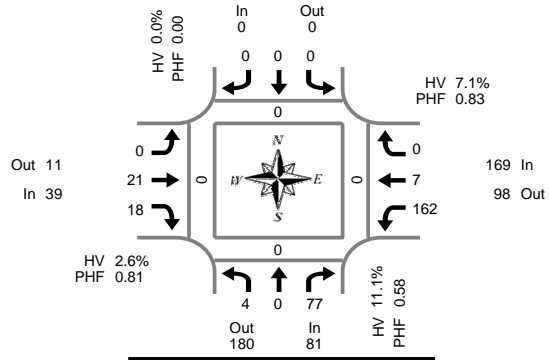


# Total Vehicle Summary



Clay Carney  
(503) 833-2740



## NE 107th Ave & NE 18th St

11/9/2005

7:00 AM to 9:00 AM

### 5-Minute Interval Summary

7:00 AM to 9:00 AM

Interval Start Time	Northbound NE 107th Ave				Southbound NE 107th Ave				Eastbound NE 18th St				Westbound NE 18th St				Interval Total	Pedestrians Crosswalk			
	L	T	R	Bikes	L	T	R	Bikes	L	T	R	Bikes	L	T	R	Bikes		North	South	East	West
07:00	0	0	6	0	0	0	0	0	0	4	2	0	9	1	0	0	22	0	0	0	0
07:05	0	0	2	0	0	0	0	0	0	1	1	0	3	0	0	0	7	0	0	0	0
07:10	0	0	6	0	0	0	0	0	0	0	3	0	5	0	0	0	14	0	0	0	0
07:15	0	0	6	0	0	0	0	0	0	0	0	0	5	0	0	0	11	0	0	0	0
07:20	0	0	6	0	0	0	0	0	0	3	1	0	5	0	0	0	15	0	0	0	0
07:25	0	0	2	0	0	0	0	0	0	1	3	0	9	2	0	0	17	0	0	0	0
07:30	0	0	6	0	0	0	0	0	0	2	1	0	10	0	0	0	19	0	0	0	0
07:35	0	0	7	0	0	0	0	0	0	1	2	0	13	1	0	0	24	0	0	0	0
07:40	0	0	2	0	0	0	0	0	0	2	2	0	17	0	0	1	23	0	0	0	0
07:45	1	0	2	0	0	0	0	0	0	2	3	0	17	0	0	0	25	0	0	0	0
07:50	0	0	7	0	0	0	0	0	0	0	1	0	14	1	0	0	23	0	0	0	0
07:55	0	0	6	0	0	0	0	0	0	3	2	0	8	1	0	0	20	0	0	0	0
08:00	0	0	1	0	0	0	0	0	0	4	2	0	12	0	0	0	19	0	0	0	0
08:05	0	0	7	0	0	0	0	0	0	0	1	0	15	0	0	0	23	0	0	0	0
08:10	0	0	4	0	0	0	0	0	0	2	1	0	10	2	0	1	19	0	0	0	0
08:15	0	0	6	0	0	0	0	0	0	2	2	0	14	2	0	0	26	0	0	0	0
08:20	0	0	10	0	0	0	0	0	0	1	1	0	16	0	0	0	28	0	0	0	0
08:25	1	0	10	0	0	0	0	0	0	1	1	0	18	1	0	0	32	0	0	0	0
08:30	0	0	10	0	0	0	0	0	0	3	1	0	11	0	0	0	25	0	0	0	0
08:35	2	0	12	0	0	0	0	0	0	1	1	0	10	0	0	0	26	0	0	0	0
08:40	1	0	9	0	0	0	0	0	0	2	1	0	5	1	0	0	19	0	0	2	0
08:45	0	0	10	0	0	0	0	0	0	2	0	0	5	0	0	0	17	0	0	0	0
08:50	0	0	6	0	0	0	0	0	0	1	0	0	13	0	0	0	20	0	0	0	0
08:55	0	0	2	0	0	0	0	0	0	2	0	0	4	1	0	0	9	0	0	0	0
Total Survey	5	0	145	0	0	0	0	0	0	40	32	0	248	13	0	2	483	0	0	2	0

### 15-Minute Interval Summary

7:00 AM to 9:00 AM

Interval Start Time	Northbound NE 107th Ave				Southbound NE 107th Ave				Eastbound NE 18th St				Westbound NE 18th St				Interval Total	Pedestrians Crosswalk			
	L	T	R	Bikes	L	T	R	Bikes	L	T	R	Bikes	L	T	R	Bikes		North	South	East	West
07:00	0	0	14	0	0	0	0	0	0	5	6	0	17	1	0	0	43	0	0	0	0
07:15	0	0	14	0	0	0	0	0	0	4	4	0	19	2	0	0	43	0	0	0	0
07:30	0	0	15	0	0	0	0	0	0	5	5	0	40	1	0	1	66	0	0	0	0
07:45	1	0	15	0	0	0	0	0	0	5	6	0	39	2	0	0	68	0	0	0	0
08:00	0	0	12	0	0	0	0	0	0	6	4	0	37	2	0	1	61	0	0	0	0
08:15	1	0	26	0	0	0	0	0	0	4	4	0	48	3	0	0	86	0	0	0	0
08:30	3	0	31	0	0	0	0	0	0	6	3	0	26	1	0	0	70	0	0	2	0
08:45	0	0	18	0	0	0	0	0	0	5	0	0	22	1	0	0	46	0	0	0	0
Total Survey	5	0	145	0	0	0	0	0	0	40	32	0	248	13	0	2	483	0	0	2	0

### Peak Hour Summary

7:40 AM to 8:40 AM

By Approach	Northbound NE 107th Ave				Southbound NE 107th Ave				Eastbound NE 18th St				Westbound NE 18th St				Total	Pedestrians Crosswalk			
	In	Out	Total	Bikes	In	Out	Total	Bikes	In	Out	Total	Bikes	In	Out	Total	Bikes		North	South	East	West
Volume	81	180	261	0	0	0	0	0	39	11	50	0	169	98	267	2	289	0	0	0	0
%HV	11.1%				0.0%				2.6%				7.1%				7.6%				
PHF	0.58				0.00				0.81				0.83				0.84				

By Movement	Northbound NE 107th Ave				Southbound NE 107th Ave				Eastbound NE 18th St				Westbound NE 18th St				Total
	L	T	R	Total	L	T	R	Total	L	T	R	Total	L	T	R	Total	
Volume	4	0	77	81	0	0	0	0	0	21	18	39	162	7	0	169	289
%HV	50.0%	0.0%	9.1%	11.1%	0.0%	0.0%	0.0%	0.0%	0.0%	4.8%	0.0%	2.6%	6.2%	28.6%	0.0%	7.1%	7.6%
PHF	0.33	0.00	0.60	0.58	0.00	0.00	0.00	0.00	0.00	0.75	0.75	0.81	0.84	0.44	0.00	0.83	0.84

### Rolling Hour Summary

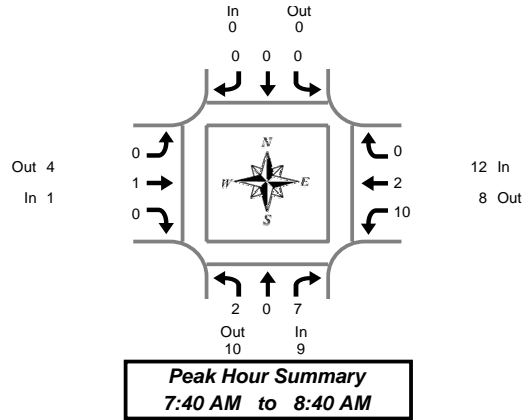
7:00 AM to 9:00 AM

Interval Start Time	Northbound NE 107th Ave				Southbound NE 107th Ave				Eastbound NE 18th St				Westbound NE 18th St				Interval Total	Pedestrians Crosswalk			
	L	T	R	Bikes	L	T	R	Bikes	L	T	R	Bikes	L	T	R	Bikes		North	South	East	West
07:00	1	0	58	0	0	0	0	0	0	19	21	0	115	6	0	1	220	0	0	0	0
07:15	1	0	56	0	0	0	0	0	0	20	19	0	135	7	0	2	238	0	0	0	0
07:30	2	0	68	0	0	0	0	0	0	20	19	0	164	8	0	2	281	0	0	0	0
07:45	5	0	84	0	0	0	0	0	0	21	17	0	150	8	0	1	285	0	0	2	0

# Heavy Vehicle Summary



Clay Carney  
(503) 833-2740



## NE 107th Ave & NE 18th St

11/9/2005

7:00 AM to 9:00 AM

### Heavy Vehicle 5-Minute Interval Summary

7:00 AM to 9:00 AM

Interval Start Time	Northbound NE 107th Ave				Southbound NE 107th Ave				Eastbound NE 18th St				Westbound NE 18th St				Interval Total
	L	T	R	Total	L	T	R	Total	L	T	R	Total	L	T	R	Total	
07:00	0	0	1	1	0	0	0	0	0	1	0	1	0	1	0	1	3
07:05	0	0	0	0	0	0	0	0	0	0	0	0	0	0	0	0	0
07:10	0	0	0	0	0	0	0	0	0	0	0	0	0	0	0	0	0
07:15	0	0	1	1	0	0	0	0	0	0	0	0	0	0	0	0	1
07:20	0	0	1	1	0	0	0	0	0	0	0	0	0	0	0	0	1
07:25	0	0	0	0	0	0	0	0	0	0	0	0	0	1	0	1	1
07:30	0	0	0	0	0	0	0	0	0	1	0	1	0	0	0	0	1
07:35	0	0	0	0	0	0	0	0	0	0	0	0	0	0	0	0	0
07:40	0	0	0	0	0	0	0	0	0	0	0	0	0	0	0	0	0
07:45	0	0	0	0	0	0	0	0	0	0	0	0	0	0	0	0	0
07:50	0	0	0	0	0	0	0	0	0	0	0	0	1	0	0	1	1
07:55	0	0	0	0	0	0	0	0	0	0	0	0	0	0	0	0	0
08:00	0	0	0	0	0	0	0	0	0	0	0	0	0	0	0	0	0
08:05	0	0	1	1	0	0	0	0	0	0	0	0	0	0	0	0	1
08:10	0	0	0	0	0	0	0	0	0	0	0	0	1	0	0	1	1
08:15	0	0	0	0	0	0	0	0	0	0	0	0	2	2	0	4	4
08:20	0	0	0	0	0	0	0	0	0	0	0	0	1	0	0	1	1
08:25	1	0	1	2	0	0	0	0	0	0	0	0	3	0	0	3	5
08:30	0	0	1	1	0	0	0	0	0	1	0	1	2	0	0	2	4
08:35	1	0	4	5	0	0	0	0	0	0	0	0	0	0	0	0	5
08:40	0	0	0	0	0	0	0	0	0	1	0	1	0	0	0	0	1
08:45	0	0	0	0	0	0	0	0	0	0	0	0	2	0	0	2	2
08:50	0	0	0	0	0	0	0	0	0	0	0	0	0	0	0	0	0
08:55	0	0	0	0	0	0	0	0	0	0	0	0	0	0	0	0	0
Total Survey	2	0	10	12	0	0	0	0	0	4	0	4	12	4	0	16	32

### Heavy Vehicle 15-Minute Interval Summary

7:00 AM to 9:00 AM

Interval Start Time	Northbound NE 107th Ave				Southbound NE 107th Ave				Eastbound NE 18th St				Westbound NE 18th St				Interval Total
	L	T	R	Total	L	T	R	Total	L	T	R	Total	L	T	R	Total	
07:00	0	0	1	1	0	0	0	0	0	1	0	1	0	1	0	1	3
07:15	0	0	2	2	0	0	0	0	0	0	0	0	0	1	0	1	3
07:30	0	0	0	0	0	0	0	0	0	1	0	1	0	0	0	0	1
07:45	0	0	0	0	0	0	0	0	0	0	0	0	1	0	0	1	1
08:00	0	0	1	1	0	0	0	0	0	0	0	0	1	0	0	1	2
08:15	1	0	1	2	0	0	0	0	0	0	0	0	6	2	0	8	10
08:30	1	0	5	6	0	0	0	0	0	2	0	2	2	0	0	2	10
08:45	0	0	0	0	0	0	0	0	0	0	0	0	2	0	0	2	2
Total Survey	2	0	10	12	0	0	0	0	0	4	0	4	12	4	0	16	32

### Heavy Vehicle Peak Hour Summary

7:40 AM to 8:40 AM

By Approach	Northbound NE 107th Ave			Southbound NE 107th Ave			Eastbound NE 18th St			Westbound NE 18th St			Total
	In	Out	Total	In	Out	Total	In	Out	Total	In	Out	Total	
Volume	9	10	19	0	0	0	1	4	5	12	8	20	22
PHF	0.28			0.00			0.25			0.38			0.39

By Movement	Northbound NE 107th Ave				Southbound NE 107th Ave				Eastbound NE 18th St				Westbound NE 18th St				Total
	L	T	R	Total	L	T	R	Total	L	T	R	Total	L	T	R	Total	
Volume	2	0	7	9	0	0	0	0	0	1	0	1	10	2	0	12	22
PHF	0.25	0.00	0.29	0.28	0.00	0.00	0.00	0.00	0.00	0.25	0.00	0.25	0.42	0.25	0.00	0.38	0.39

### Heavy Vehicle Rolling Hour Summary

7:00 AM to 9:00 AM

Interval Start Time	Northbound NE 107th Ave				Southbound NE 107th Ave				Eastbound NE 18th St				Westbound NE 18th St				Interval Total
	L	T	R	Total	L	T	R	Total	L	T	R	Total	L	T	R	Total	
07:00	0	0	3	3	0	0	0	0	0	2	0	2	1	2	0	3	8
07:15	0	0	3	3	0	0	0	0	0	1	0	1	2	1	0	3	7
07:30	1	0	2	3	0	0	0	0	0	1	0	1	8	2	0	10	14
07:45	2	0	7	9	0	0	0	0	0	2	0	2	10	2	0	12	23

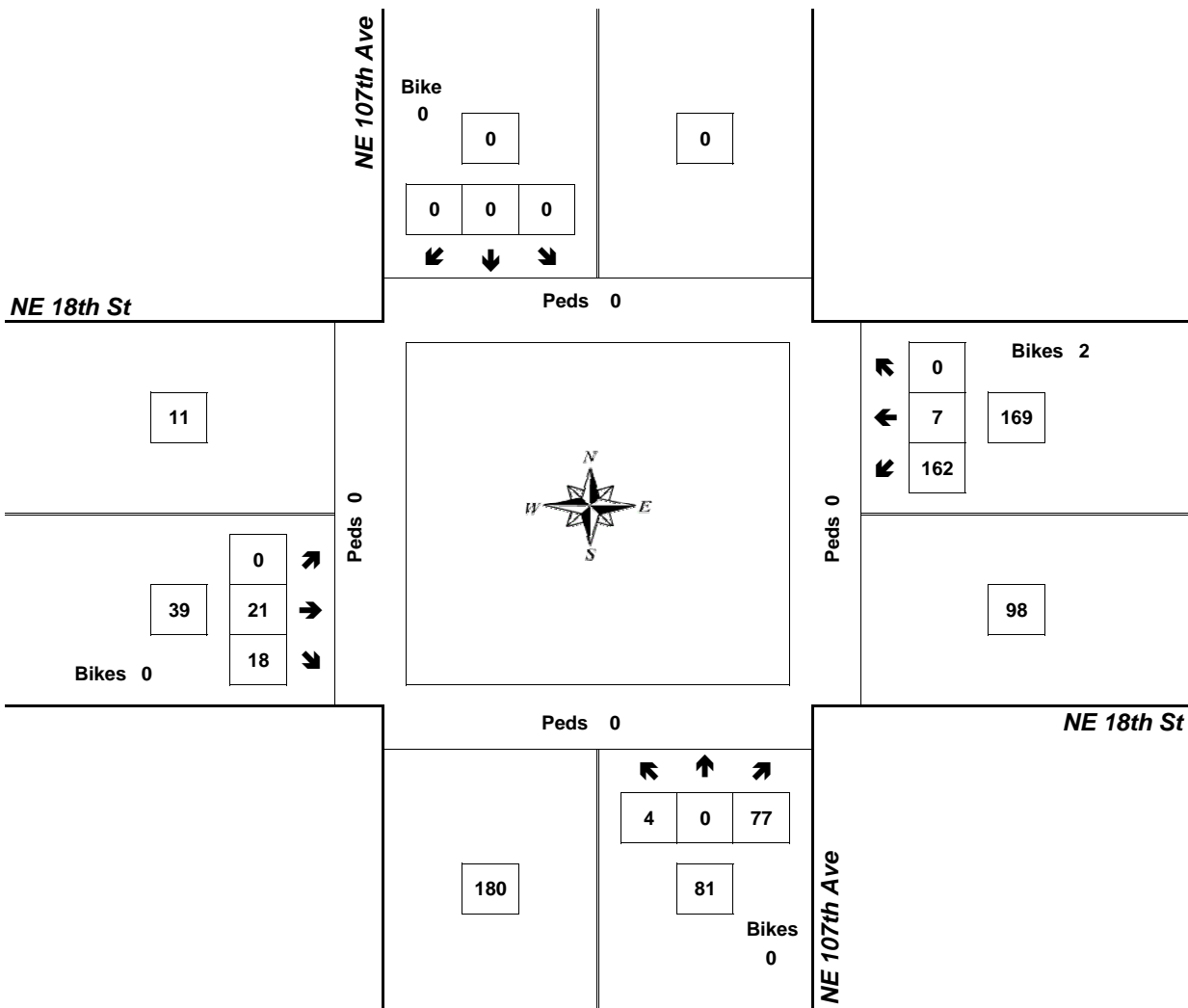
# Peak Hour Summary



Clay Carney  
(503) 833-2740

## NE 107th Ave & NE 18th St

7:40 AM to 8:40 AM  
11/9/2005



Approach	PHF	HV%	Volume
EB	0.81	2.6%	39
WB	0.83	7.1%	169
NB	0.58	11.1%	81
SB	0.00	0.0%	0
<b>Intersection</b>	<b>0.84</b>	<b>7.6%</b>	<b>289</b>

Count Period: 7:00 AM to 9:00 AM