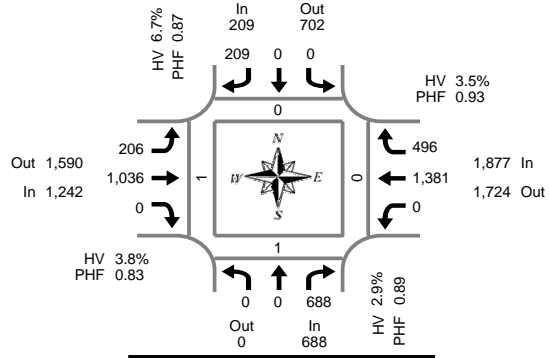


Total Vehicle Summary



Clay Carney
(503) 833-2740



Peak Hour Summary
7:55 AM to 8:55 AM

I-205 NB & SE Mill Plain Blvd

11/8/2005

7:00 AM to 9:00 AM

5-Minute Interval Summary

7:00 AM to 9:00 AM

Interval Start Time	Northbound I-205 NB				Southbound I-205 NB				Eastbound SE Mill Plain Blvd				Westbound SE Mill Plain Blvd				Interval Total	Pedestrians Crosswalk			
	L	T	R	Bikes	L	T	R	Bikes	L	T	R	Bikes	L	T	R	Bikes		North	South	East	West
07:00	0	0	44	0	0	0	5	0	16	58	0	0	0	128	46	0	297	0	1	0	0
07:05	0	0	45	0	0	0	7	0	20	64	0	0	0	135	42	0	313	0	0	0	0
07:10	0	0	39	0	0	0	9	0	29	84	0	0	0	139	35	0	335	0	0	0	0
07:15	0	0	49	0	0	0	13	0	25	74	0	0	0	131	46	0	338	0	0	0	0
07:20	0	0	48	0	0	0	6	0	14	71	0	0	0	131	51	0	321	0	0	0	0
07:25	0	0	48	0	0	0	9	0	21	66	0	0	0	133	33	0	310	0	0	3	0
07:30	0	0	44	0	0	0	11	0	18	77	0	0	0	111	35	0	296	0	0	0	0
07:35	0	0	34	0	0	0	14	0	16	71	0	0	0	102	57	0	294	0	0	0	0
07:40	0	0	49	0	0	0	17	0	25	79	0	0	0	102	55	0	327	0	0	0	0
07:45	0	0	63	0	0	0	15	0	24	79	0	0	0	83	35	0	299	0	0	0	0
07:50	0	0	50	0	0	0	23	0	19	80	0	0	0	108	48	0	328	0	0	0	0
07:55	0	0	65	0	0	0	16	0	16	77	0	0	0	147	54	0	375	0	0	0	0
08:00	0	0	60	0	0	0	18	0	15	80	0	0	0	114	38	0	325	0	0	0	0
08:05	0	0	61	0	0	0	15	0	22	65	0	0	0	114	39	0	316	0	0	0	0
08:10	0	0	64	0	0	0	18	0	13	70	0	0	0	97	46	0	308	0	0	0	0
08:15	0	0	43	0	0	0	26	0	15	76	0	0	0	124	37	0	321	0	0	0	0
08:20	0	0	62	0	0	0	12	0	13	65	0	0	0	110	38	0	300	0	0	0	0
08:25	0	0	44	0	0	0	20	0	29	88	0	0	0	107	27	0	315	0	0	0	0
08:30	0	0	50	0	0	0	22	0	16	91	0	0	0	98	36	0	313	0	0	0	0
08:35	0	0	46	0	0	0	18	0	19	99	0	0	0	110	52	0	344	0	1	0	1
08:40	0	0	51	0	0	0	19	0	17	91	0	0	0	133	38	0	349	0	0	0	0
08:45	0	0	70	0	0	0	13	0	13	97	0	0	0	114	46	0	353	0	0	0	0
08:50	0	0	72	0	0	0	12	0	18	137	0	0	0	113	45	0	397	0	0	0	0
08:55	0	0	72	0	0	0	16	0	24	95	0	0	0	82	33	0	322	0	0	0	0
Total Survey	0	0	1,273	0	0	0	354	0	457	1,934	0	0	0	2,766	1,012	0	7,796	0	2	3	1

15-Minute Interval Summary

7:00 AM to 9:00 AM

Interval Start Time	Northbound I-205 NB				Southbound I-205 NB				Eastbound SE Mill Plain Blvd				Westbound SE Mill Plain Blvd				Interval Total	Pedestrians Crosswalk			
	L	T	R	Bikes	L	T	R	Bikes	L	T	R	Bikes	L	T	R	Bikes		North	South	East	West
07:00	0	0	128	0	0	0	21	0	65	206	0	0	0	402	123	0	945	0	1	0	0
07:15	0	0	145	0	0	0	28	0	60	211	0	0	0	395	130	0	969	0	0	3	0
07:30	0	0	127	0	0	0	42	0	59	227	0	0	0	315	147	0	917	0	0	0	0
07:45	0	0	178	0	0	0	54	0	59	236	0	0	0	338	137	0	1,002	0	0	0	0
08:00	0	0	185	0	0	0	51	0	50	215	0	0	0	325	123	0	949	0	0	0	0
08:15	0	0	149	0	0	0	58	0	57	229	0	0	0	341	102	0	936	0	0	0	0
08:30	0	0	147	0	0	0	59	0	52	281	0	0	0	341	126	0	1,006	0	1	0	1
08:45	0	0	214	0	0	0	41	0	55	329	0	0	0	309	124	0	1,072	0	0	0	0
Total Survey	0	0	1,273	0	0	0	354	0	457	1,934	0	0	0	2,766	1,012	0	7,796	0	2	3	1

Peak Hour Summary

7:55 AM to 8:55 AM

By Approach	Northbound I-205 NB				Southbound I-205 NB				Eastbound SE Mill Plain Blvd				Westbound SE Mill Plain Blvd				Total	Pedestrians Crosswalk			
	In	Out	Total	Bikes	In	Out	Total	Bikes	In	Out	Total	Bikes	In	Out	Total	Bikes		North	South	East	West
Volume	688	0	688	0	209	702	911	0	1,242	1,590	2,832	0	1,877	1,724	3,601	0	4,016	0	1	0	1
%HV	2.9%				6.7%				3.8%				3.5%				3.6%				
PHF	0.89				0.87				0.83				0.93				0.91				

By Movement	Northbound I-205 NB				Southbound I-205 NB				Eastbound SE Mill Plain Blvd				Westbound SE Mill Plain Blvd				Total				
	L	T	R	Total	L	T	R	Total	L	T	R	Total	L	T	R	Total					
Volume	0	0	688	688	0	0	209	209	206	1,036	0	1,242	0	1,381	496	1,877	4,016				
%HV	0.0%	0.0%	2.9%	2.9%	0.0%	0.0%	6.7%	6.7%	2.4%	4.1%	0.0%	3.8%	0.0%	3.3%	3.8%	3.5%	3.6%				
PHF	0.00	0.00	0.89	0.89	0.00	0.00	0.87	0.87	0.80	0.80	0.00	0.83	0.00	0.92	0.91	0.93	0.91				

Rolling Hour Summary

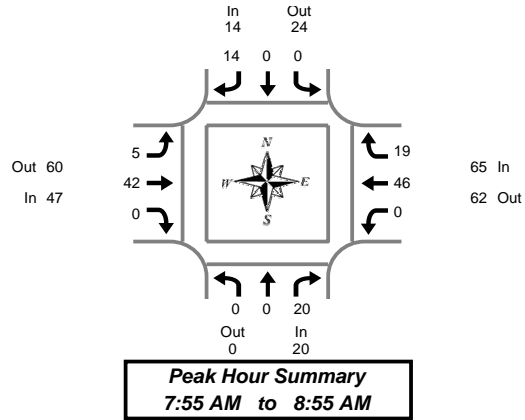
7:00 AM to 9:00 AM

Interval Start Time	Northbound I-205 NB				Southbound I-205 NB				Eastbound SE Mill Plain Blvd				Westbound SE Mill Plain Blvd				Interval Total	Pedestrians Crosswalk			
	L	T	R	Bikes	L	T	R	Bikes	L	T	R	Bikes	L	T	R	Bikes		North	South	East	West
07:00	0	0	578	0	0	0	145	0	243	880	0	0	0	1,450	537	0	3,833	0	1	3	0
07:15	0	0	635	0	0	0	175	0	228	889	0	0	0	1,373	537	0	3,837	0	0	3	0
07:30	0	0	639	0	0	0	205	0	225	907	0	0	0	1,319	509	0	3,804	0	0	0	0
07:45	0	0	659	0	0	0	222	0	218	961	0	0	0	1,345	488	0	3,893	0	1	0	1

Heavy Vehicle Summary



Clay Carney
(503) 833-2740



I-205 NB & SE Mill Plain Blvd

11/8/2005

7:00 AM to 9:00 AM

Heavy Vehicle 5-Minute Interval Summary 7:00 AM to 9:00 AM

Interval Start Time	Northbound I-205 NB				Southbound I-205 NB				Eastbound SE Mill Plain Blvd				Westbound SE Mill Plain Blvd				Interval Total
	L	T	R	Total	L	T	R	Total	L	T	R	Total	L	T	R	Total	
07:00	0	0	1	1	0	0	0	0	0	4	0	4	0	1	1	2	7
07:05	0	0	2	2	0	0	0	0	0	2	0	2	0	0	0	0	4
07:10	0	0	2	2	0	0	2	2	1	3	0	4	0	3	0	3	11
07:15	0	0	1	1	0	0	1	1	1	5	0	6	0	5	0	5	13
07:20	0	0	5	5	0	0	0	0	0	2	0	2	0	3	0	3	10
07:25	0	0	2	2	0	0	0	0	0	4	0	4	0	2	0	2	8
07:30	0	0	0	0	0	0	1	1	2	6	0	8	0	2	3	5	14
07:35	0	0	0	0	0	0	2	2	0	2	0	2	0	5	1	6	10
07:40	0	0	1	1	0	0	1	1	0	4	0	4	0	1	0	1	7
07:45	0	0	4	4	0	0	2	2	0	3	0	3	0	4	1	5	14
07:50	0	0	1	1	0	0	3	3	1	1	0	2	0	8	1	9	15
07:55	0	0	0	0	0	0	1	1	0	3	0	3	0	2	1	3	7
08:00	0	0	3	3	0	0	0	0	0	4	0	4	0	3	1	4	11
08:05	0	0	2	2	0	0	1	1	0	1	0	1	0	3	2	5	9
08:10	0	0	1	1	0	0	1	1	0	1	0	1	0	3	3	6	9
08:15	0	0	3	3	0	0	1	1	0	2	0	2	0	5	2	7	13
08:20	0	0	3	3	0	0	0	0	0	4	0	4	0	4	0	4	11
08:25	0	0	2	2	0	0	1	1	1	5	0	6	0	8	3	11	20
08:30	0	0	2	2	0	0	4	4	1	2	0	3	0	3	1	4	13
08:35	0	0	1	1	0	0	0	0	1	6	0	7	0	2	5	7	15
08:40	0	0	1	1	0	0	1	1	0	4	0	4	0	6	0	6	12
08:45	0	0	1	1	0	0	3	3	0	3	0	3	0	2	1	3	10
08:50	0	0	1	1	0	0	1	1	2	7	0	9	0	5	0	5	16
08:55	0	0	3	3	0	0	1	1	0	6	0	6	0	1	1	2	12
Total Survey	0	0	42	42	0	0	27	27	10	84	0	94	0	81	27	108	271

Heavy Vehicle 15-Minute Interval Summary 7:00 AM to 9:00 AM

Interval Start Time	Northbound I-205 NB				Southbound I-205 NB				Eastbound SE Mill Plain Blvd				Westbound SE Mill Plain Blvd				Interval Total
	L	T	R	Total	L	T	R	Total	L	T	R	Total	L	T	R	Total	
07:00	0	0	5	5	0	0	2	2	1	9	0	10	0	4	1	5	22
07:15	0	0	8	8	0	0	1	1	1	11	0	12	0	10	0	10	31
07:30	0	0	1	1	0	0	4	4	2	12	0	14	0	8	4	12	31
07:45	0	0	5	5	0	0	6	6	1	7	0	8	0	14	3	17	36
08:00	0	0	6	6	0	0	2	2	0	6	0	6	0	9	6	15	29
08:15	0	0	8	8	0	0	2	2	1	11	0	12	0	17	5	22	44
08:30	0	0	4	4	0	0	5	5	2	12	0	14	0	11	6	17	40
08:45	0	0	5	5	0	0	5	5	2	16	0	18	0	8	2	10	38
Total Survey	0	0	42	42	0	0	27	27	10	84	0	94	0	81	27	108	271

Heavy Vehicle Peak Hour Summary 7:55 AM to 8:55 AM

By Approach	Northbound I-205 NB			Southbound I-205 NB			Eastbound SE Mill Plain Blvd			Westbound SE Mill Plain Blvd			Total
	In	Out	Total	In	Out	Total	In	Out	Total	In	Out	Total	
Volume	20	0	20	14	24	38	47	60	107	65	62	127	146
PHF	0.63			0.70			0.73			0.74			0.76

By Movement	Northbound I-205 NB				Southbound I-205 NB				Eastbound SE Mill Plain Blvd				Westbound SE Mill Plain Blvd				Total
	L	T	R	Total	L	T	R	Total	L	T	R	Total	L	T	R	Total	
Volume	0	0	20	20	0	0	14	14	5	42	0	47	0	46	19	65	146
PHF	0.00	0.00	0.63	0.63	0.00	0.00	0.70	0.70	0.42	0.75	0.00	0.73	0.00	0.68	0.53	0.74	0.76

Heavy Vehicle Rolling Hour Summary 7:00 AM to 9:00 AM

Interval Start Time	Northbound I-205 NB				Southbound I-205 NB				Eastbound SE Mill Plain Blvd				Westbound SE Mill Plain Blvd				Interval Total
	L	T	R	Total	L	T	R	Total	L	T	R	Total	L	T	R	Total	
07:00	0	0	19	19	0	0	13	13	5	39	0	44	0	36	8	44	120
07:15	0	0	20	20	0	0	13	13	4	36	0	40	0	41	13	54	127
07:30	0	0	20	20	0	0	14	14	4	36	0	40	0	48	18	66	140
07:45	0	0	23	23	0	0	15	15	4	36	0	40	0	51	20	71	149

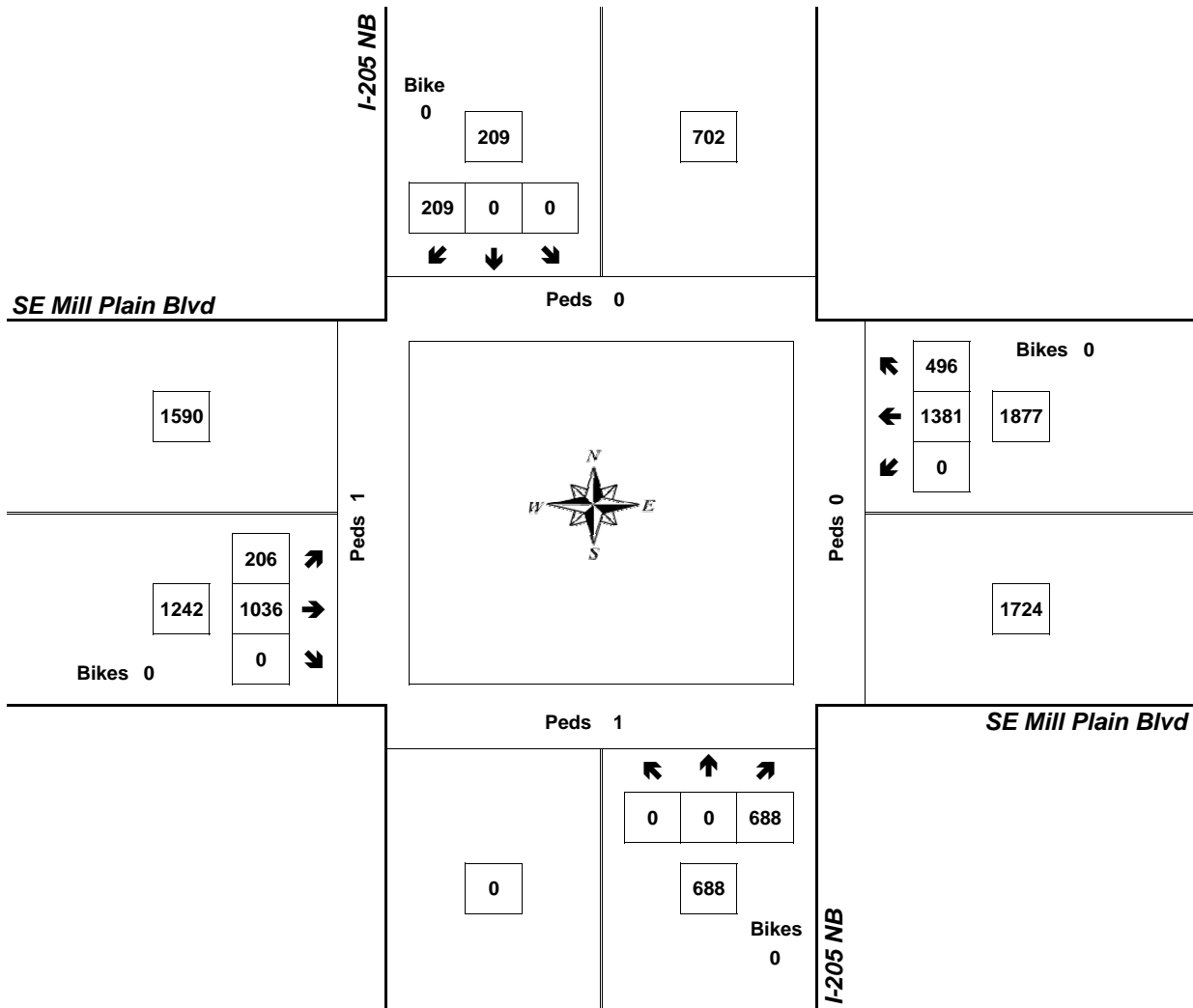
Peak Hour Summary



Clay Carney
(503) 833-2740

I-205 NB & SE Mill Plain Blvd

7:55 AM to 8:55 AM
11/8/2005



Approach	PHF	HV%	Volume
EB	0.83	3.8%	1,242
WB	0.93	3.5%	1,877
NB	0.89	2.9%	688
SB	0.87	6.7%	209
Intersection	0.91	3.6%	4,016

Count Period: 7:00 AM to 9:00 AM