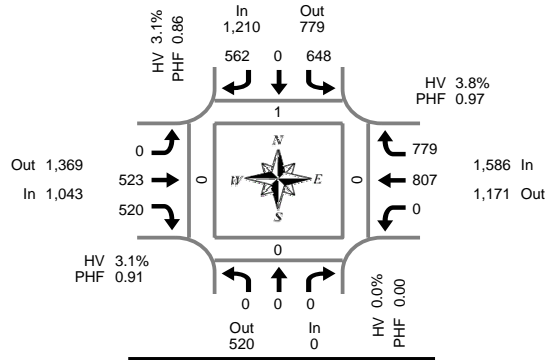


Total Vehicle Summary



Clay Carney
(503) 833-2740



I-205 SB & SE Mill Plain Blvd

11/8/2005

7:00 AM to 9:00 AM

Peak Hour Summary
7:45 AM to 8:45 AM

5-Minute Interval Summary

7:00 AM to 9:00 AM

Interval Start Time	Northbound I-205 SB				Southbound I-205 SB				Eastbound SE Mill Plain Blvd				Westbound SE Mill Plain Blvd				Interval Total	Pedestrians Crosswalk			
	L	T	R	Bikes	L	T	R	Bikes	L	T	R	Bikes	L	T	R	Bikes		North	South	East	West
07:00	0	0	0	0	39	0	17	0	0	37	82	0	0	22	84	0	281	0	0	0	0
07:05	0	0	0	0	42	0	18	0	0	47	75	0	0	22	74	0	278	0	0	0	0
07:10	0	0	0	0	50	0	21	0	0	47	71	0	0	42	74	0	305	0	0	0	0
07:15	0	0	0	0	57	0	31	0	0	45	67	0	0	28	110	0	338	0	0	0	0
07:20	0	0	0	0	52	0	30	0	0	42	70	0	0	41	94	1	329	0	0	0	0
07:25	0	0	0	0	32	0	20	0	0	42	51	0	0	53	106	0	304	1	0	0	0
07:30	0	0	0	0	42	0	24	0	0	45	64	0	0	39	56	0	270	0	0	0	0
07:35	0	0	0	0	34	0	25	0	0	41	55	0	0	56	66	0	277	0	0	0	0
07:40	0	0	0	0	73	0	42	0	0	40	62	0	0	64	75	0	356	0	0	0	0
07:45	0	0	0	0	58	0	43	0	0	40	57	0	0	52	73	0	323	0	0	0	0
07:50	0	0	0	0	54	0	46	0	0	49	48	0	0	58	75	0	330	0	0	0	0
07:55	0	0	0	0	55	0	41	0	0	42	50	0	0	55	83	0	326	0	0	0	0
08:00	0	0	0	0	57	0	35	0	0	34	48	2	0	59	60	0	293	0	0	0	0
08:05	0	0	0	0	51	0	48	0	0	45	33	0	0	65	58	0	300	0	0	0	0
08:10	0	0	0	0	42	0	35	0	0	34	32	0	0	69	70	0	282	0	0	0	0
08:15	0	0	0	0	36	0	30	0	0	47	49	1	0	66	66	0	294	0	0	0	0
08:20	0	0	0	0	49	0	68	0	0	43	38	0	0	67	66	0	331	1	0	0	0
08:25	0	0	0	0	60	0	52	0	0	54	41	0	0	92	43	0	342	0	0	0	0
08:30	0	0	0	0	60	0	55	0	0	51	47	0	0	73	57	0	343	0	0	0	0
08:35	0	0	0	0	54	0	54	0	0	46	35	0	0	67	59	0	315	0	0	0	0
08:40	0	0	0	0	72	0	55	0	0	38	42	0	0	84	69	0	360	0	0	0	0
08:45	0	0	0	0	81	0	44	0	0	38	27	0	0	65	58	1	313	1	0	0	0
08:50	0	0	0	0	71	0	47	0	0	50	26	0	0	67	67	0	328	0	0	0	0
08:55	0	0	0	0	72	0	49	0	0	57	27	1	0	54	42	0	301	0	0	0	0
Total Survey	0	0	0	0	1,293	0	930	0	0	1,054	1,197	4	0	1,360	1,685	2	7,519	3	0	0	0

15-Minute Interval Summary

7:00 AM to 9:00 AM

Interval Start Time	Northbound I-205 SB				Southbound I-205 SB				Eastbound SE Mill Plain Blvd				Westbound SE Mill Plain Blvd				Interval Total	Pedestrians Crosswalk			
	L	T	R	Bikes	L	T	R	Bikes	L	T	R	Bikes	L	T	R	Bikes		North	South	East	West
07:00	0	0	0	0	131	0	56	0	0	131	228	0	0	86	232	0	864	0	0	0	0
07:15	0	0	0	0	141	0	81	0	0	129	188	0	0	122	310	1	971	1	0	0	0
07:30	0	0	0	0	149	0	91	0	0	126	181	0	0	159	197	0	903	0	0	0	0
07:45	0	0	0	0	167	0	130	0	0	131	155	0	0	165	231	0	979	0	0	0	0
08:00	0	0	0	0	150	0	118	0	0	113	113	2	0	193	188	0	875	0	0	0	0
08:15	0	0	0	0	145	0	150	0	0	144	128	1	0	225	175	0	967	1	0	0	0
08:30	0	0	0	0	186	0	164	0	0	135	124	0	0	224	185	0	1,018	0	0	0	0
08:45	0	0	0	0	224	0	140	0	0	145	80	1	0	186	167	1	942	1	0	0	0
Total Survey	0	0	0	0	1,293	0	930	0	0	1,054	1,197	4	0	1,360	1,685	2	7,519	3	0	0	0

Peak Hour Summary

7:45 AM to 8:45 AM

By Approach	Northbound I-205 SB				Southbound I-205 SB				Eastbound SE Mill Plain Blvd				Westbound SE Mill Plain Blvd				Total	Pedestrians Crosswalk			
	In	Out	Total	Bikes	In	Out	Total	Bikes	In	Out	Total	Bikes	In	Out	Total	Bikes		North	South	East	West
Volume	0	520	520	0	1,210	779	1,989	0	1,043	1,369	2,412	3	1,586	1,171	2,757	0	3,839	1	0	0	0
%HV	0.0%				3.1%				3.1%				3.8%				3.4%				
PHF	0.00				0.86				0.91				0.97				0.94				

By Movement	Northbound I-205 SB				Southbound I-205 SB				Eastbound SE Mill Plain Blvd				Westbound SE Mill Plain Blvd				Total
	L	T	R	Total	L	T	R	Total	L	T	R	Total	L	T	R	Total	
Volume	0	0	0	0	648	0	562	1,210	0	523	520	1,043	0	807	779	1,586	3,839
%HV	0.0%	0.0%	0.0%	0.0%	2.5%	0.0%	3.7%	3.1%	0.0%	4.8%	1.3%	3.1%	0.0%	3.6%	4.0%	3.8%	3.4%
PHF	0.00	0.00	0.00	0.00	0.87	0.00	0.80	0.86	0.00	0.87	0.84	0.91	0.00	0.87	0.84	0.97	0.94

Rolling Hour Summary

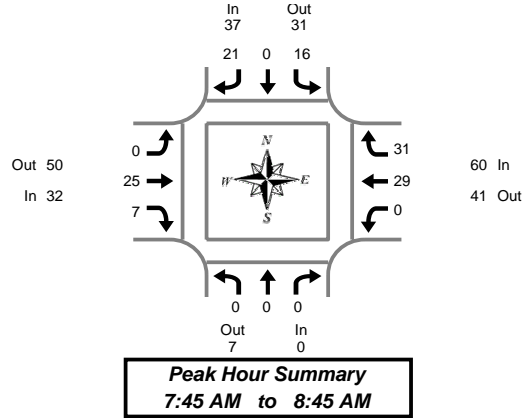
7:00 AM to 9:00 AM

Interval Start Time	Northbound I-205 SB				Southbound I-205 SB				Eastbound SE Mill Plain Blvd				Westbound SE Mill Plain Blvd				Interval Total	Pedestrians Crosswalk			
	L	T	R	Bikes	L	T	R	Bikes	L	T	R	Bikes	L	T	R	Bikes		North	South	East	West
07:00	0	0	0	0	588	0	358	0	0	517	752	0	0	532	970	1	3,717	1	0	0	0
07:15	0	0	0	0	607	0	420	0	0	499	637	2	0	639	926	1	3,728	1	0	0	0
07:30	0	0	0	0	611	0	489	0	0	514	577	3	0	742	791	0	3,724	1	0	0	0
07:45	0	0	0	0	648	0	562	0	0	523	520	3	0	807	779	0	3,839	1	0	0	0

Heavy Vehicle Summary



Clay Carney
(503) 833-2740



I-205 SB & SE Mill Plain Blvd

11/8/2005

7:00 AM to 9:00 AM

Heavy Vehicle 5-Minute Interval Summary

7:00 AM to 9:00 AM

Interval Start Time	Northbound I-205 SB				Southbound I-205 SB				Eastbound SE Mill Plain Blvd				Westbound SE Mill Plain Blvd				Interval Total
	L	T	R	Total	L	T	R	Total	L	T	R	Total	L	T	R	Total	
07:00	0	0	0	0	1	0	1	2	0	4	2	6	0	0	0	0	8
07:05	0	0	0	0	1	0	0	1	0	1	1	2	0	1	0	1	4
07:10	0	0	0	0	1	0	1	2	0	2	1	3	0	3	2	5	10
07:15	0	0	0	0	2	0	0	2	0	5	2	7	0	1	3	4	13
07:20	0	0	0	0	1	0	1	2	0	0	0	0	0	1	4	5	7
07:25	0	0	0	0	0	0	0	0	0	5	1	6	0	2	1	3	9
07:30	0	0	0	0	2	0	0	2	0	6	0	6	0	2	0	2	10
07:35	0	0	0	0	1	0	0	1	0	1	0	1	0	2	0	2	4
07:40	0	0	0	0	2	0	3	5	0	2	3	5	0	3	4	7	17
07:45	0	0	0	0	1	0	0	1	0	4	0	4	0	1	2	3	8
07:50	0	0	0	0	0	0	3	3	0	1	1	2	0	4	7	11	16
07:55	0	0	0	0	3	0	1	4	0	2	0	2	0	3	0	3	9
08:00	0	0	0	0	2	0	1	3	0	0	1	1	0	1	1	2	6
08:05	0	0	0	0	0	0	2	2	0	0	2	2	0	2	3	5	9
08:10	0	0	0	0	0	0	1	1	0	2	0	2	0	2	2	4	7
08:15	0	0	0	0	0	0	1	1	0	1	0	1	0	3	2	5	7
08:20	0	0	0	0	0	0	3	3	0	3	1	4	0	3	2	5	12
08:25	0	0	0	0	3	0	1	4	0	5	1	6	0	3	2	5	15
08:30	0	0	0	0	0	0	2	2	0	3	1	4	0	6	3	9	15
08:35	0	0	0	0	4	0	5	9	0	4	0	4	0	1	3	4	17
08:40	0	0	0	0	3	0	1	4	0	0	0	0	0	0	4	4	8
08:45	0	0	0	0	0	0	1	1	0	5	0	5	0	5	2	7	13
08:50	0	0	0	0	2	0	0	2	0	3	0	3	0	3	2	5	10
08:55	0	0	0	0	4	0	2	6	0	3	2	5	0	3	2	5	16
Total Survey	0	0	0	0	33	0	30	63	0	62	19	81	0	55	51	106	250

Heavy Vehicle 15-Minute Interval Summary

7:00 AM to 9:00 AM

Interval Start Time	Northbound I-205 SB				Southbound I-205 SB				Eastbound SE Mill Plain Blvd				Westbound SE Mill Plain Blvd				Interval Total
	L	T	R	Total	L	T	R	Total	L	T	R	Total	L	T	R	Total	
07:00	0	0	0	0	3	0	2	5	0	7	4	11	0	4	2	6	22
07:15	0	0	0	0	3	0	1	4	0	10	3	13	0	4	8	12	29
07:30	0	0	0	0	5	0	3	8	0	9	3	12	0	7	4	11	31
07:45	0	0	0	0	4	0	4	8	0	7	1	8	0	8	9	17	33
08:00	0	0	0	0	2	0	4	6	0	2	3	5	0	5	6	11	22
08:15	0	0	0	0	3	0	5	8	0	9	2	11	0	9	6	15	34
08:30	0	0	0	0	7	0	8	15	0	7	1	8	0	7	10	17	40
08:45	0	0	0	0	6	0	3	9	0	11	2	13	0	11	6	17	39
Total Survey	0	0	0	0	33	0	30	63	0	62	19	81	0	55	51	106	250

Heavy Vehicle Peak Hour Summary

7:45 AM to 8:45 AM

By Approach	Northbound I-205 SB			Southbound I-205 SB			Eastbound SE Mill Plain Blvd			Westbound SE Mill Plain Blvd			Total
	In	Out	Total	In	Out	Total	In	Out	Total	In	Out	Total	
Volume	0	7	7	37	31	68	32	50	82	60	41	101	129
PHF	0.00			0.62			0.57			0.79			0.69

By Movement	Northbound I-205 SB				Southbound I-205 SB				Eastbound SE Mill Plain Blvd				Westbound SE Mill Plain Blvd				Total
	L	T	R	Total	L	T	R	Total	L	T	R	Total	L	T	R	Total	
Volume	0	0	0	0	16	0	21	37	0	25	7	32	0	29	31	60	129
PHF	0.00	0.00	0.00	0.00	0.57	0.00	0.66	0.62	0.00	0.52	0.58	0.57	0.00	0.60	0.78	0.79	0.69

Heavy Vehicle Rolling Hour Summary

7:00 AM to 9:00 AM

Interval Start Time	Northbound I-205 SB				Southbound I-205 SB				Eastbound SE Mill Plain Blvd				Westbound SE Mill Plain Blvd				Interval Total
	L	T	R	Total	L	T	R	Total	L	T	R	Total	L	T	R	Total	
07:00	0	0	0	0	15	0	10	25	0	33	11	44	0	23	23	46	115
07:15	0	0	0	0	14	0	12	26	0	28	10	38	0	24	27	51	115
07:30	0	0	0	0	14	0	16	30	0	27	9	36	0	29	25	54	120
07:45	0	0	0	0	16	0	21	37	0	25	7	32	0	29	31	60	129

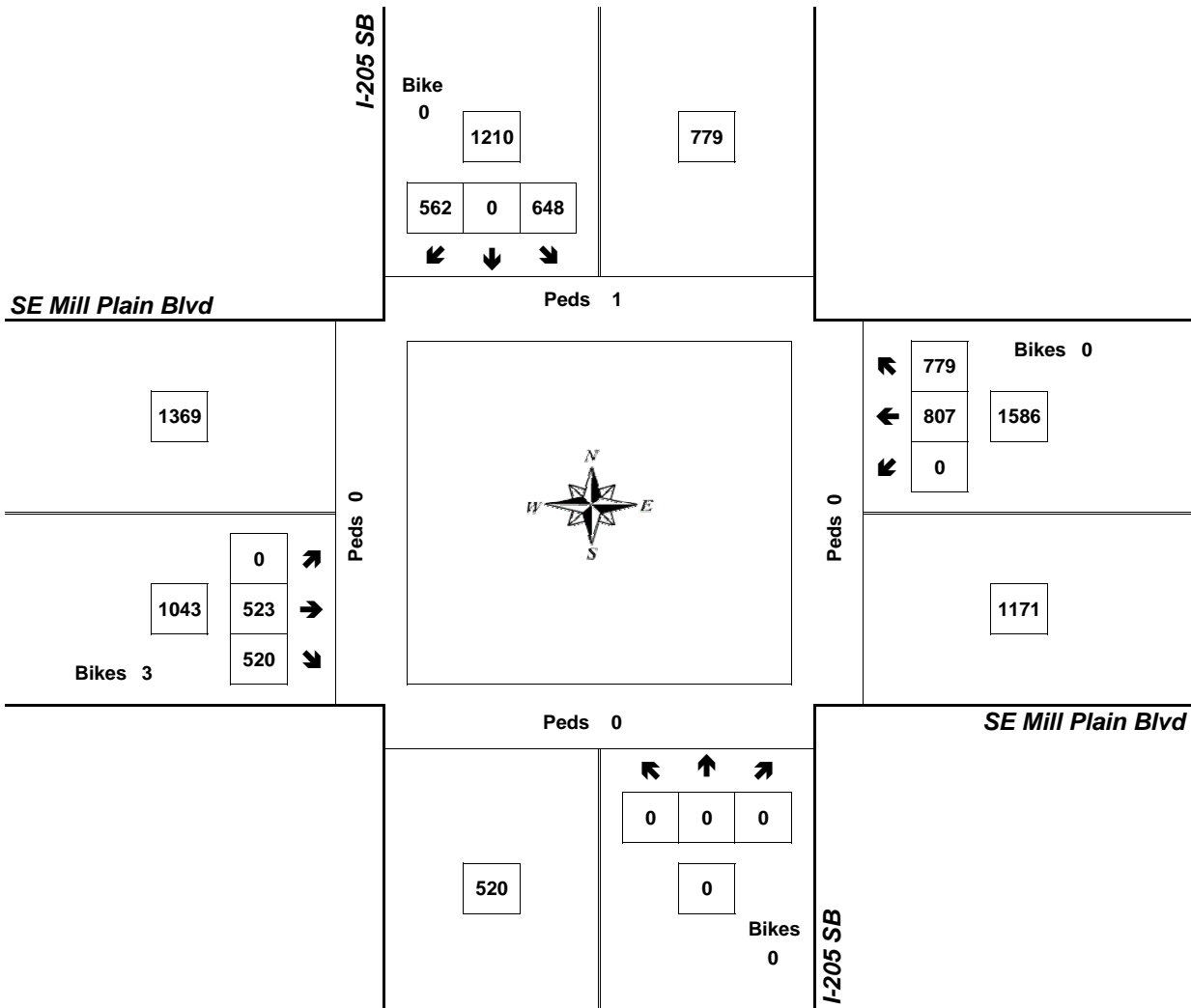
Peak Hour Summary



Clay Carney
(503) 833-2740

I-205 SB & SE Mill Plain Blvd

7:45 AM to 8:45 AM
11/8/2005



Approach	PHF	HV%	Volume
EB	0.91	3.1%	1,043
WB	0.97	3.8%	1,586
NB	0.00	0.0%	0
SB	0.86	3.1%	1,210
Intersection	0.94	3.4%	3,839

Count Period: 7:00 AM to 9:00 AM