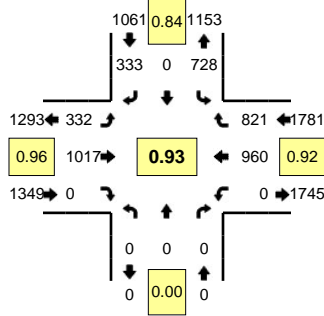
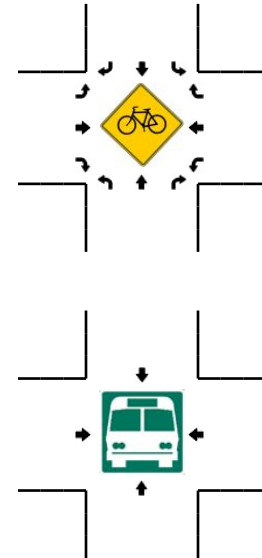
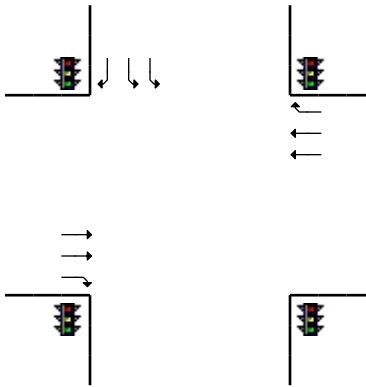
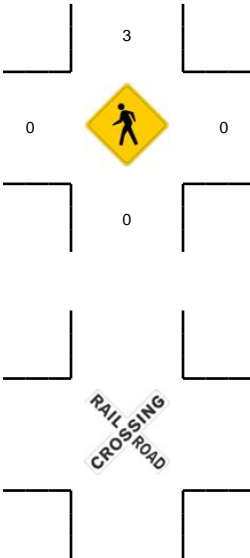
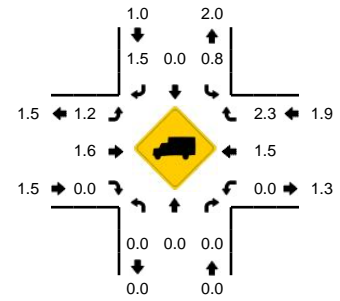


**LOCATION:** I-205 SB Ramps -- SE Mill Plain Blvd  
**CITY/STATE:** Vancouver, WA

**QC JOB #:** 10396518  
**DATE:** 1/6/2009



**Peak-Hour: 4:15 PM -- 5:15 PM**  
**Peak 15-Min: 4:15 PM -- 4:30 PM**



5-Min Count Period Beginning At	I-205 SB Ramps (Northbound)			I-205 SB Ramps (Southbound)			SE Mill Plain Blvd (Eastbound)			SE Mill Plain Blvd (Westbound)			Total	Hourly Totals
	Left	Thru	Right	Left	Thru	Right	Left	Thru	Right	Left	Thru	Right		
4:00 PM	0	0	0	49	0	36	27	73	0	0	98	42	325	
4:05 PM	0	0	0	39	0	29	31	97	0	0	74	65	335	
4:10 PM	0	0	0	54	0	36	25	74	0	0	97	67	353	
4:15 PM	0	0	0	74	0	25	26	96	0	0	100	79	400	
4:20 PM	0	0	0	60	0	43	23	82	0	0	91	55	354	
4:25 PM	0	0	0	75	0	24	40	73	0	0	85	72	369	
4:30 PM	0	0	0	68	0	23	36	91	0	0	66	61	345	
4:35 PM	0	0	0	49	0	25	27	83	0	0	84	74	342	
4:40 PM	0	0	0	59	0	31	30	73	0	0	83	71	347	
4:45 PM	0	0	0	54	0	22	29	68	0	0	92	80	345	
4:50 PM	0	0	0	59	0	36	26	95	0	0	62	44	322	
4:55 PM	0	0	0	51	0	26	22	95	0	0	83	65	342	4179
5:00 PM	0	0	0	53	0	29	18	70	0	0	68	59	297	4151
5:05 PM	0	0	0	67	0	22	28	95	0	0	68	93	373	4189
5:10 PM	0	0	0	59	0	27	27	96	0	0	78	68	355	4191
5:15 PM	0	0	0	63	0	28	30	81	0	0	103	74	379	4170
5:20 PM	0	0	0	59	0	32	20	72	0	0	96	56	335	4151
5:25 PM	0	0	0	60	0	26	25	80	0	0	83	63	337	4119
5:30 PM	0	0	0	57	0	26	20	83	0	0	77	48	311	4085
5:35 PM	0	0	0	58	0	27	27	81	0	0	93	78	364	4107
5:40 PM	0	0	0	59	0	25	22	84	0	0	62	52	304	4064
5:45 PM	0	0	0	79	0	35	27	66	0	0	94	47	348	4067
5:50 PM	0	0	0	64	0	44	20	74	0	0	63	61	326	4071
5:55 PM	0	0	0	75	0	33	24	60	0	0	75	81	348	4077
Peak 15-Min Flowrates	Northbound			Southbound			Eastbound			Westbound			Total	
	Left	Thru	Right	Left	Thru	Right	Left	Thru	Right	Left	Thru	Right		
All Vehicles	0	0	0	836	0	368	356	1004	0	0	1104	824	4492	
Heavy Trucks	0	0	0	8	0	4	0	24	0	0	12	4	52	
Pedestrians													0	
Bicycles														
Railroad														
Stopped Buses														

Comments: