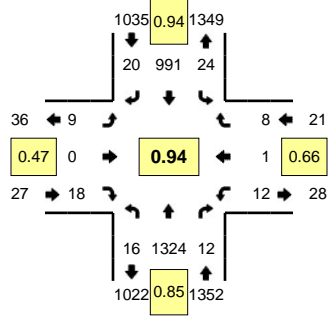
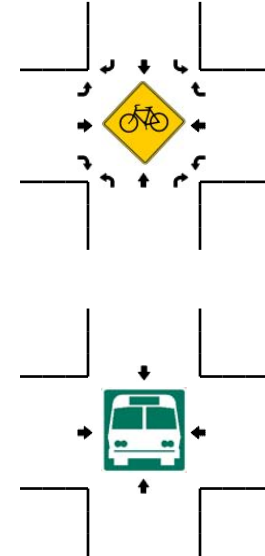
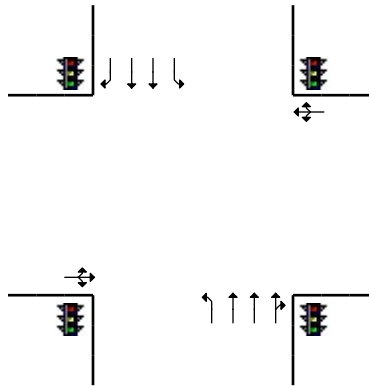
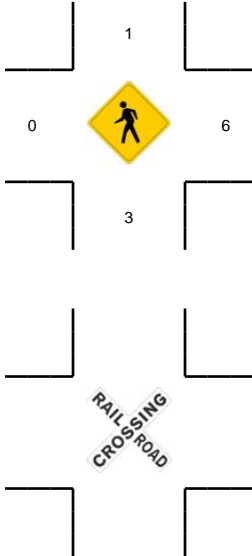
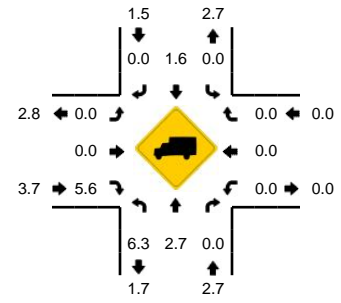


LOCATION: NE 162nd Ave -- NE 11th St
CITY/STATE: Vancouver, WA

QC JOB #: 10396402
DATE: 12/4/2008



Peak-Hour: 4:35 PM -- 5:35 PM
Peak 15-Min: 5:00 PM -- 5:15 PM



| 5-Min Count Period Beginning At | NE 162nd Ave (Northbound) | | | | NE 162nd Ave (Southbound) | | | | NE 11th St (Eastbound) | | | | NE 11th St (Westbound) | | | | Total | Hourly Totals |
|---------------------------------|---------------------------|------|-------|---|---------------------------|------|-------|---|------------------------|------|-------|---|------------------------|------|-------|---|-------|---------------|
| | Left | Thru | Right | U | Left | Thru | Right | U | Left | Thru | Right | U | Left | Thru | Right | U | | |
| 4:00 PM | 0 | 99 | 2 | 0 | 1 | 49 | 0 | 2 | 0 | 0 | 2 | 0 | 1 | 0 | 0 | 0 | 156 | |
| 4:05 PM | 0 | 89 | 1 | 0 | 0 | 101 | 1 | 0 | 0 | 0 | 2 | 0 | 1 | 0 | 0 | 0 | 195 | |
| 4:10 PM | 0 | 129 | 1 | 0 | 0 | 67 | 2 | 2 | 0 | 0 | 1 | 0 | 0 | 0 | 0 | 0 | 202 | |
| 4:15 PM | 0 | 79 | 1 | 0 | 0 | 96 | 2 | 1 | 3 | 0 | 1 | 0 | 1 | 0 | 0 | 0 | 184 | |
| 4:20 PM | 0 | 114 | 0 | 0 | 0 | 52 | 0 | 0 | 0 | 0 | 1 | 0 | 0 | 0 | 0 | 0 | 167 | |
| 4:25 PM | 0 | 83 | 1 | 0 | 1 | 87 | 0 | 0 | 0 | 1 | 1 | 0 | 0 | 0 | 1 | 0 | 175 | |
| 4:30 PM | 0 | 108 | 2 | 0 | 0 | 62 | 0 | 0 | 1 | 0 | 1 | 0 | 0 | 0 | 0 | 0 | 174 | |
| 4:35 PM | 4 | 108 | 0 | 0 | 2 | 95 | 2 | 1 | 2 | 0 | 1 | 0 | 2 | 1 | 1 | 0 | 219 | |
| 4:40 PM | 0 | 108 | 0 | 0 | 1 | 80 | 0 | 1 | 0 | 0 | 0 | 0 | 0 | 0 | 2 | 0 | 192 | |
| 4:45 PM | 0 | 114 | 1 | 0 | 1 | 93 | 1 | 0 | 0 | 0 | 0 | 0 | 0 | 0 | 2 | 0 | 212 | |
| 4:50 PM | 1 | 112 | 2 | 0 | 0 | 81 | 1 | 0 | 0 | 0 | 1 | 0 | 1 | 0 | 1 | 0 | 200 | |
| 4:55 PM | 2 | 73 | 1 | 0 | 0 | 95 | 1 | 1 | 1 | 0 | 1 | 0 | 0 | 0 | 0 | 0 | 175 | 2251 |
| 5:00 PM | 2 | 129 | 0 | 0 | 1 | 61 | 3 | 1 | 1 | 0 | 1 | 0 | 1 | 0 | 0 | 0 | 200 | 2295 |
| 5:05 PM | 1 | 119 | 0 | 0 | 2 | 89 | 2 | 0 | 0 | 0 | 1 | 0 | 3 | 0 | 1 | 0 | 218 | 2318 |
| 5:10 PM | 0 | 146 | 2 | 0 | 0 | 79 | 0 | 0 | 2 | 0 | 0 | 0 | 0 | 0 | 0 | 0 | 229 | 2345 |
| 5:15 PM | 2 | 95 | 0 | 0 | 1 | 93 | 4 | 0 | 0 | 0 | 1 | 0 | 2 | 0 | 0 | 0 | 198 | 2359 |
| 5:20 PM | 1 | 108 | 2 | 0 | 1 | 68 | 2 | 3 | 0 | 0 | 5 | 0 | 1 | 0 | 1 | 0 | 192 | 2384 |
| 5:25 PM | 0 | 93 | 2 | 1 | 2 | 87 | 3 | 1 | 0 | 0 | 4 | 0 | 2 | 0 | 0 | 0 | 195 | 2404 |
| 5:30 PM | 2 | 119 | 2 | 0 | 5 | 70 | 1 | 0 | 3 | 0 | 3 | 0 | 0 | 0 | 0 | 0 | 205 | 2435 |
| 5:35 PM | 0 | 80 | 2 | 0 | 2 | 106 | 1 | 1 | 1 | 0 | 0 | 0 | 1 | 0 | 0 | 0 | 194 | 2410 |
| 5:40 PM | 2 | 112 | 2 | 0 | 3 | 58 | 1 | 0 | 0 | 0 | 2 | 0 | 0 | 0 | 0 | 0 | 180 | 2398 |
| 5:45 PM | 1 | 99 | 3 | 0 | 0 | 77 | 0 | 2 | 0 | 0 | 0 | 0 | 2 | 0 | 2 | 0 | 186 | 2372 |
| 5:50 PM | 1 | 81 | 2 | 0 | 0 | 72 | 0 | 0 | 1 | 0 | 1 | 0 | 2 | 0 | 2 | 0 | 162 | 2334 |
| 5:55 PM | 2 | 86 | 1 | 0 | 1 | 87 | 0 | 0 | 0 | 0 | 1 | 0 | 0 | 0 | 0 | 0 | 178 | 2337 |
| Peak 15-Min Flowrates | Northbound | | | | Southbound | | | | Eastbound | | | | Westbound | | | | Total | |
| All Vehicles | 12 | 1576 | 8 | 0 | 12 | 916 | 20 | 4 | 12 | 0 | 8 | 0 | 16 | 0 | 4 | 0 | 2588 | |
| Heavy Trucks | 4 | 28 | 0 | | 0 | 16 | 0 | | 0 | 0 | 0 | | 0 | 0 | 0 | | 48 | |
| Pedestrians | | 0 | | | | 0 | | | | 0 | | | | 12 | | | 12 | |
| Bicycles | | | | | | | | | | | | | | | | | | |
| Railroad | | | | | | | | | | | | | | | | | | |
| Stopped Buses | | | | | | | | | | | | | | | | | | |

Comments: