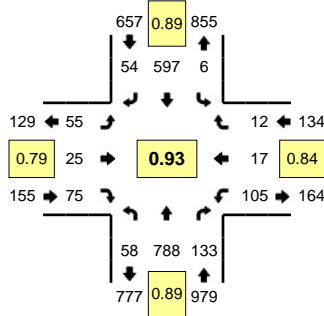
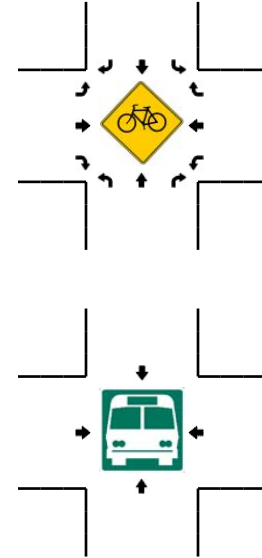
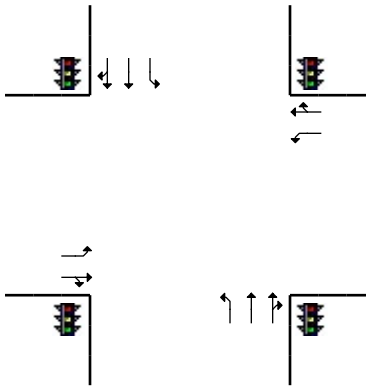
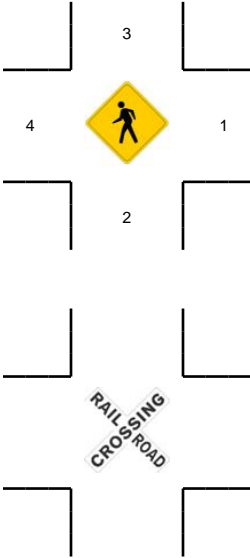
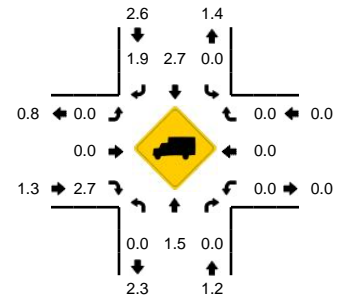


LOCATION: NE 136th Ave -- NE 9th St
CITY/STATE: Vancouver, WA

QC JOB #: 10396409
DATE: 12/4/2008



Peak-Hour: 4:40 PM -- 5:40 PM
Peak 15-Min: 5:05 PM -- 5:20 PM



5-Min Count Period Beginning At	NE 136th Ave (Northbound)				NE 136th Ave (Southbound)				NE 9th St (Eastbound)				NE 9th St (Westbound)				Total	Hourly Totals
	Left	Thru	Right	U	Left	Thru	Right	U	Left	Thru	Right	U	Left	Thru	Right	U		
4:00 PM	7	53	13	0	0	46	1	0	7	3	5	0	14	1	1	0	151	
4:05 PM	5	66	11	0	0	52	3	0	4	3	4	0	7	2	0	0	157	
4:10 PM	9	63	9	0	0	54	1	0	1	0	9	0	9	1	0	0	156	
4:15 PM	6	52	8	0	0	48	5	0	5	5	4	0	7	3	1	0	144	
4:20 PM	11	73	9	0	1	57	4	0	4	0	9	0	7	1	2	0	178	
4:25 PM	2	62	13	0	0	46	6	0	6	1	7	0	5	2	0	0	150	
4:30 PM	6	67	7	0	0	67	3	1	6	1	6	0	4	0	0	0	168	
4:35 PM	5	56	16	0	1	43	0	0	4	2	5	0	4	3	1	0	140	
4:40 PM	0	82	12	0	0	64	2	0	3	4	4	0	13	5	2	0	191	
4:45 PM	3	51	10	0	1	48	4	0	2	3	7	0	4	2	0	0	135	
4:50 PM	5	57	9	0	0	34	3	0	6	1	7	0	5	0	1	0	128	
4:55 PM	6	61	10	0	0	49	3	0	4	2	5	0	11	1	0	0	152	1850
5:00 PM	8	67	10	0	0	54	3	0	4	1	5	0	8	1	0	0	161	1860
5:05 PM	8	92	16	0	2	48	10	0	2	2	5	0	5	1	1	0	192	1895
5:10 PM	10	54	12	0	0	44	5	0	4	3	5	0	14	1	1	0	153	1892
5:15 PM	8	75	7	0	0	50	9	0	5	3	8	0	7	1	0	0	173	1921
5:20 PM	1	58	10	0	1	54	5	0	11	0	8	0	12	2	1	0	163	1906
5:25 PM	5	74	13	0	0	40	5	0	4	1	9	0	12	0	1	0	164	1920
5:30 PM	1	60	14	0	1	54	2	0	6	2	5	0	7	1	4	0	157	1909
5:35 PM	3	57	10	0	1	58	3	0	4	3	7	0	7	2	1	0	156	1925
5:40 PM	9	53	10	0	0	34	2	0	2	1	6	0	4	3	0	0	124	1858
5:45 PM	2	60	10	0	0	54	3	0	3	1	4	0	5	2	2	0	146	1869
5:50 PM	5	40	4	0	0	37	3	0	1	3	4	0	10	2	0	0	109	1850
5:55 PM	2	48	5	0	0	52	1	0	4	0	3	0	5	1	1	0	122	1820
Peak 15-Min Flowrates	Northbound				Southbound				Eastbound				Westbound				Total	
All Vehicles	104	884	140	0	8	568	96	0	44	32	72	0	104	12	8	0	2072	
Heavy Trucks	0	16	0	0	0	8	4	0	0	0	4	0	0	0	0	0	32	
Pedestrians		0				4				8				0			12	
Bicycles																		
Railroad																		
Stopped Buses																		

Comments: