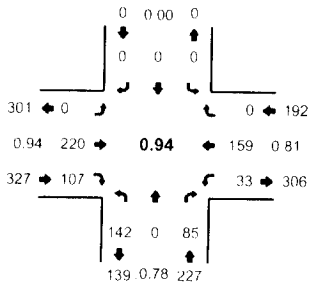


Type of peak hour being reported: Intersection Peak

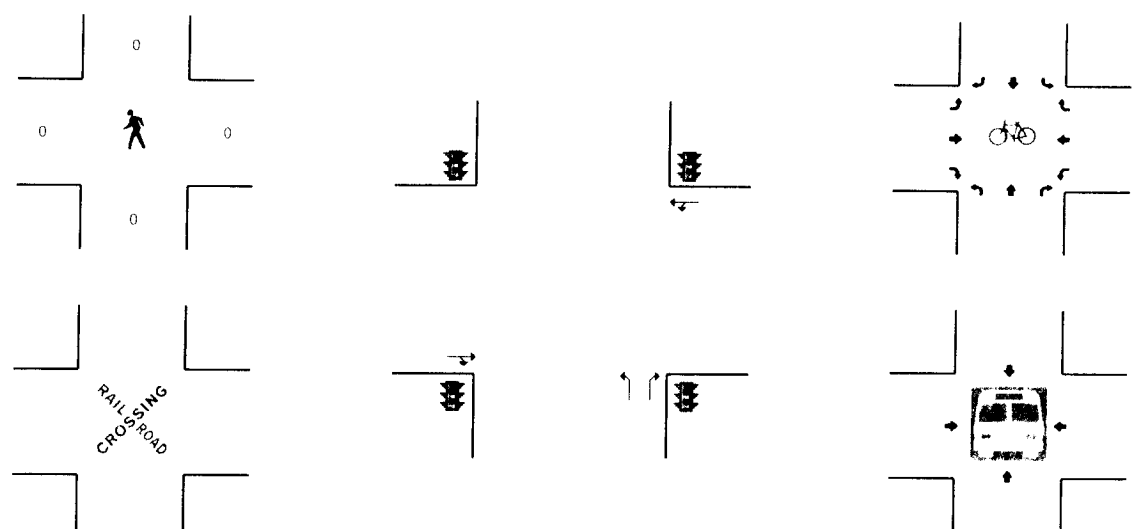

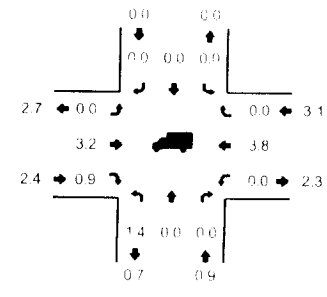
Method for determining peak hour: Total Entering Volume

LOCATION NE 15th Ave -- NE 179th St
 CITY STATE Ridgefield, WA

QC JOB # 10395406
 DATE 11/6/2008



Peak-Hour: 4:35 PM -- 5:35 PM
 Peak 15-Min: 5:05 PM -- 5:20 PM



R* = RTOR

5-Min Count Period	NE 15th Ave (Northbound)					NE 15th Ave (Southbound)					NE 179th St (Eastbound)					NE 179th St (Westbound)					Total	Hourly Totals
	Beginning At	Left	Thru	Right	U	R*	Left	Thru	Right	U	R*	Left	Thru	Right	U	R*	Left	Thru	Right	U		
4:00 PM	7	0	6	0	0	0	0	0	0	0	0	0	19	7	0	0	2	6	0	0	0	47
4:05 PM	18	0	12	0	0	0	0	0	0	0	0	0	14	8	0	0	7	13	0	0	0	72
4:10 PM	9	0	11	0	0	0	0	0	0	0	0	0	21	8	0	0	3	10	0	0	0	62
4:15 PM	12	0	5	0	0	0	0	0	0	0	0	0	24	8	0	0	2	8	0	0	0	59
4:20 PM	5	0	9	0	0	0	0	0	0	0	0	0	20	11	0	0	3	7	0	0	0	55
4:25 PM	10	0	7	0	0	0	0	0	0	0	0	0	23	6	0	0	2	10	0	0	0	58
4:30 PM	9	0	11	0	0	0	0	0	0	0	0	0	19	10	0	0	2	11	0	0	0	62
4:35 PM	12	0	5	0	0	0	0	0	0	0	0	0	10	14	0	0	3	21	0	0	0	65
4:40 PM	8	0	6	0	0	0	0	0	0	0	0	0	25	8	0	0	5	12	0	0	0	64
4:45 PM	15	0	5	0	0	0	0	0	0	0	0	0	18	8	0	0	1	17	0	0	0	64
4:50 PM	10	0	5	0	0	0	0	0	0	0	0	0	15	5	0	0	2	12	0	0	0	49
4:55 PM	8	0	5	0	0	0	0	0	0	0	0	0	16	8	0	0	2	10	0	0	0	49
5:00 PM	17	0	9	0	0	0	0	0	0	0	0	0	19	13	0	0	3	10	0	0	0	71
5:05 PM	11	0	7	0	0	0	0	0	0	0	0	0	19	6	0	0	1	13	0	0	0	57
5:10 PM	17	0	10	0	0	0	0	0	0	0	0	0	17	10	0	0	2	11	0	0	0	67
5:15 PM	17	0	11	0	0	0	0	0	0	0	0	0	23	12	0	0	1	10	0	0	0	74
5:20 PM	12	0	9	0	0	0	0	0	0	0	0	0	12	7	0	0	6	8	0	1	0	55
5:25 PM	5	0	6	0	0	0	0	0	0	0	0	0	21	6	0	0	3	18	0	0	0	59
5:30 PM	10	0	7	0	0	0	0	0	0	0	0	0	25	10	0	0	3	17	0	0	0	72
5:35 PM	10	0	5	0	0	0	0	0	0	0	0	0	21	5	0	0	3	12	0	0	0	56
5:40 PM	9	0	5	0	0	0	0	0	0	0	0	0	13	6	0	0	1	14	0	0	0	48
5:45 PM	5	0	9	0	0	0	0	0	0	0	0	0	14	13	0	0	1	21	0	0	0	63
5:50 PM	9	0	7	0	0	0	0	0	0	0	0	0	14	11	0	0	5	15	0	0	0	61
5:55 PM	7	0	9	0	0	0	0	0	0	0	0	0	12	5	0	0	0	11	0	0	0	44
Peak 15-Min Flowrates	Northbound					Southbound					Eastbound					Westbound					Total	
All Vehicles	180	0	112	0	0	0	0	0	0	0	0	0	236	112	0	0	16	136	0	0	0	792
Heavy Trucks	0	0	0	0	0	0	0	0	0	0	0	0	0	0	0	0	0	4	0	0	0	4
Pedestrians	0	0	0	0	0	0	0	0	0	0	0	0	0	0	0	0	0	0	0	0	0	0
Bicycles	0	0	0	0	0	0	0	0	0	0	0	0	0	0	0	0	0	0	0	0	0	0
Railroad	0	0	0	0	0	0	0	0	0	0	0	0	0	0	0	0	0	0	0	0	0	0
Stopped Buses	0	0	0	0	0	0	0	0	0	0	0	0	0	0	0	0	0	0	0	0	0	0