

RU

Interval 60 min. 15 min.
 Binned(CL/SP) Count(volume)
 Lane No 1 2

Direction Channel 1 _____
 Direction Channel 2 _____
 Unique ID# _____

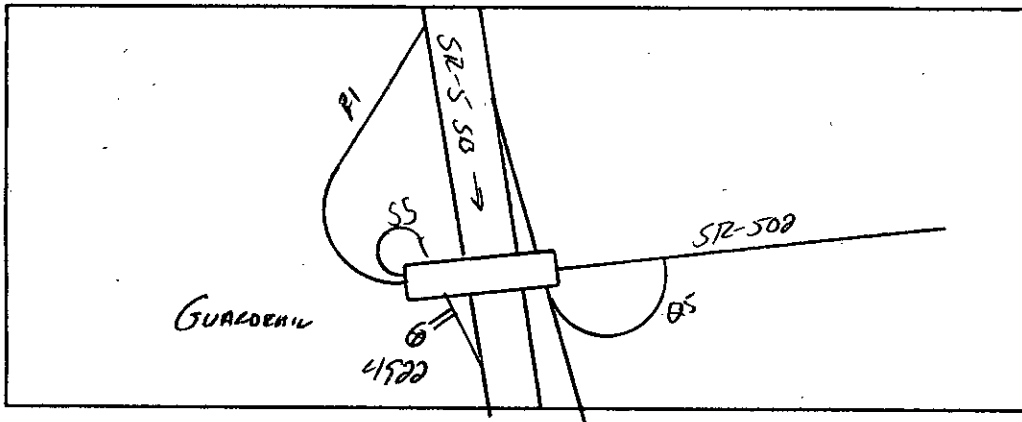
Counter No. 284922 Count ID 19-001
 SR 5 RRT/RRQ S5 01125 MP 0.00
 Leg 2 Direction SB OSID _____

Station Description ON SR 5 SB ON RAMP FROM SR 502 WB

Date	Day	Time	Comments
7/8/19	2	11:07	Manual (1) <u>3</u> (2) _____ SET COUNTER SS/JH 6.4v Counter (1) <u>3</u> (2) _____
7/9/19	3	9:04	Manual (1) <u>20</u> (2) _____ CHECK COUNTER SS/JH 6.7v Counter (1) <u>20</u> (2) _____
7/10/19	4	10:32	Manual (1) <u>50</u> (2) _____ CHECK COUNTER SS/JH 6.8v Counter (1) <u>50</u> (2) _____
7/11/19	5	10:13	Manual (1) <u>25</u> (2) _____ CHECK COUNTER SS/JH 6.5v Counter (1) <u>25</u> (2) _____
7/12/19	6	<i>7:57</i>	Manual (1) <u>/</u> (2) _____ P/U COUNTER SS/JH Counter (1) <u>/</u> (2) _____

67v

Sketch



JH
Field Person

STATE OF WASHINGTON - DEPARTMENT OF TRANSPORTATION
 TRIP SYSTEM
 HOURLY TRAFFIC CLASSIFICATION SUMMARY

SR 005 S501125 MP 000.00 OFF SYSTEM ID. LEG 2 DIRECTION OF TRAFFIC SOUTHBOUND LANE ALL OF
 COUNT IDENTIFIER 19-001 COUNTER NUMBER 284922 DESCRIPTION: ON SR 5 SB ON RAMP FROM SR 502 WB

07-08-19		CARS PICKUPS	SINGLE UNITS				SINGLE UNIT %	DOUBLE UNITS			DOUBLE UNIT %	TRAINS			TRAIN %	TRUCK %	CLASS UNKNOWN	TOTAL VEHICLES
AM HOURS	BUS		MED	HVY	4+	4-		5	6+	5-		6	7+					
12 - 1																		
1 - 2																		
2 - 3																		
3 - 4																		
4 - 5																		
5 - 6																		
6 - 7																		
7 - 8																		
8 - 9																		
9 - 10																		
10 - 11																		
11 - 12																		
PM HOURS																		
12 - 1	392		21	6		6.2	7	5	1	3.0			1	.2	9.5		433	
1 - 2	354	1	17	3	1	5.7	3	3	3	2.3					8.1		385	
2 - 3	386	1	16	4	1	5.3	3	1	1	1.2			1	.2	6.8		414	
3 - 4	364	2	11	1	2	4.1	3	4	3	2.6					6.7		390	
4 - 5	380		7	4		2.8	1	1	2	1.0					3.8		395	
5 - 6	338		11	3		3.8	7		5	3.3		1		.3	7.4		365	
6 - 7	302		8	2		3.1	2	4		1.9			1	.3	5.3		319	
7 - 8	186		2	1		1.6	2			1.0					2.6		191	
8 - 9	161	1	4			2.9	1	1	2	2.4					5.3		170	
9 - 10	136									.7					.7		137	
10 - 11	92		2			2.1				1.1					3.2		95	
11 - 12	49		2			3.9	1								3.9		51	

AM TOTAL																		
PM TOTAL	3140	5	101	24	4	4.0	31	19	17	2.0			1	.3	.1	6.1		3345
DAY TOTAL	3140	5	101	24	4	4.0	31	19	17	2.0			1	.3	.1	6.1		3345
																2-AXLE EQUIVALENT		3464

STATE OF WASHINGTON - DEPARTMENT OF TRANSPORTATION
 TRIP SYSTEM
 HOURLY TRAFFIC CLASSIFICATION SUMMARY

SR 005 S501125 MP 000.00 OFF SYSTEM ID. LEG 2 DIRECTION OF TRAFFIC SOUTHBOUND LANE ALL OF
 COUNT IDENTIFIER 19-001 COUNTER NUMBER 284922 DESCRIPTION: ON SR 5 SB ON RAMP FROM SR 502 WB

07-09-19		CARS PICKUPS	SINGLE UNITS				SINGLE UNIT %	DOUBLE UNITS			DOUBLE UNIT %	TRAINS			TRAIN %	TRUCK %	CLASS UNKNOWN	TOTAL VEHICLES
TUESDAY	AM HOURS		BUS	MED	HVY	4+		4-	5	6+		5-	6	7+				
12 - 1		29		1				2	2						14.7		34	
1 - 2		14			1			1	1						17.6		17	
2 - 3		15	1					1							11.8		17	
3 - 4		48		2	1			4	1						14.3		56	
4 - 5		184		7				1	6	2				1	8.5		201	
5 - 6		585	1	23	3			6	7	1					6.5		626	
6 - 7		627		22	1			7	6	3					5.9		666	
7 - 8		641	1	22	1	1		8	5	2				1	6.0		682	
8 - 9		529	6	26	2			10	6	4					9.3		583	
9 - 10		481	1	17	3			7	3	5					7.0		517	
10 - 11		431		14	2			12	2	2					6.9		463	
11 - 12		393		24				12	2	3					9.4		434	
PM HOURS																		
12 - 1		355	4	21	3			3	4	5					10.4		396	
1 - 2		352	1	10	4	1		3	2	8				1	7.9		382	
2 - 3		386	2	11	1	1		4	3	3					6.1		411	
3 - 4		350	1	14				5	4	3					7.2		377	
4 - 5		398		16				6		3					5.9		423	
5 - 6		347		15	1			4	1	4					6.7		372	
6 - 7		279		8	1				1						3.5		289	
7 - 8		210		1				1	1						1.4		213	
8 - 9		157		6				1		1					4.8		165	
9 - 10		105	1	4											4.5		110	
10 - 11		66		3						1					5.7		70	
11 - 12		32															32	
AM TOTAL		3977	10	158	14	1		63	45	26				1	7.4		4296	
PM TOTAL		3037	9	109	10	2		27	16	28					6.3		3240	
DAY TOTAL		7014	19	267	24	3		90	61	54				1	6.9		7536	
																2-AXLE EQUIVALENT	7850	

STATE OF WASHINGTON - DEPARTMENT OF TRANSPORTATION
 TRIP SYSTEM
 HOURLY TRAFFIC CLASSIFICATION SUMMARY

SR 005 S501125 MP 000.00 OFF SYSTEM ID.: LEG 2 DIRECTION OF TRAFFIC SOUTHBOUND LANE ALL OF
 COUNT IDENTIFIER 19-001 COUNTER NUMBER 284922 DESCRIPTION: ON SR 5 SB ON RAMP FROM SR 502 WB

07-10-19 WEDNESDAY		CARS	SINGLE UNITS				SINGLE	DOUBLE UNITS			DOUBLE	TRAINS			TRAIN	TRUCK	CLASS	TOTAL
AM HOURS	PICKUPS	BUS	MED	HVY	4+	UNIT %	4-	5	6+	UNIT %	5-	6	7+	%	%	UNKNOWN	VEHICLES	
12 - 1	13		1			6.3		1	1	12.5					18.8		16	
1 - 2	21	1	1			8.7									8.7		23	
2 - 3	20			2		9.1									9.1		22	
3 - 4	55							2	4	9.8					9.8		61	
4 - 5	187		8	2		4.9		7	2	4.4					9.2		206	
5 - 6	599		30	1		4.8	6	9	1	2.5					7.3		646	
6 - 7	607		24			3.8	5	2	2	1.4					5.2		640	
7 - 8	615		20	1	1	3.4	7	3	1	1.7					5.1		648	
8 - 9	545	1	22	3		4.4	7	4	5	2.7		1		.2	7.3		588	
9 - 10	458	1	16	3		4.0	8	7	1	3.2			1	.2	7.5		495	
10 - 11	400	1	9	2		2.8	7	3	4	3.3					6.1		426	
11 - 12	388		21		1	5.2	7	2	2	2.6					7.8		421	
PM HOURS																		
12 - 1	413	2	15	3	1	4.7	4	3	2	2.0			1	.2	7.0		444	
1 - 2	353	3	17	6	1	6.9	4	4	3	2.8					9.7		391	
2 - 3	386	1	15	2		4.4	1	2	2	1.2			1	.2	5.9		410	
3 - 4	311		13	1		4.2	3	3	1	2.1	1			.3	6.6		333	
4 - 5	366		10	1		2.8	8		1	2.3					5.2		386	
5 - 6	388		9	2		2.7	2		1	.7					3.5		402	
6 - 7	313		5	1		1.9	1			.6					2.5		321	
7 - 8	219	1	6	1		3.5	1	1		.9					4.4		229	
8 - 9	151		5	1		3.8	1			.6					4.4		158	
9 - 10	137		2			1.4		1	1	1.4					2.8		141	
10 - 11	88		4	1		5.4									5.4		93	
11 - 12	40																40	
AM TOTAL	3908	4	152	14	2	4.1	47	40	23	2.6		1	1		6.8		4192	
PM TOTAL	3165	7	101	19	2	3.9	25	15	11	1.5	1		2	.1	5.5		3348	
DAY TOTAL	7073	11	253	33	4	4.0	72	55	34	2.1	1	1	3	.1	6.2		7540	
																	2-AXLE EQUIVALENT	7794

STATE OF WASHINGTON - DEPARTMENT OF TRANSPORTATION
 TRIP SYSTEM
 HOURLY TRAFFIC CLASSIFICATION SUMMARY

SR 005 S501125 MP 000.00

OFF SYSTEM ID.

LEG 2

DIRECTION OF TRAFFIC SOUTHBOUND

LANE ALL OF

COUNT IDENTIFIER 19-001

COUNTER NUMBER 284922

DESCRIPTION: ON SR 5 SB ON RAMP FROM SR 502 WB

07-11-19 THURSDAY		CARS PICKUPS	SINGLE UNITS				SINGLE UNIT %	DOUBLE UNITS			DOUBLE UNIT %	TRAINS			TRAIN %	TRUCK %	CLASS UNKNOWN	TOTAL VEHICLES
AM HOURS			BUS	MED	HVY	4+		4-	5	6+		5-	6	7+				
12 - 1		23		1	1	7.7		1		3.8					11.5		26	
1 - 2		13			1	7.1									7.1		14	
2 - 3		22		1	1	7.1		1	3	14.3					21.4		28	
3 - 4		64		3		4.3		3		4.3					8.6		70	
4 - 5		198	1	7	1	4.2		6	2	3.7			1	.5	8.3		216	
5 - 6		583	1	26	3	4.8	3	7	3	2.1			1	.2	7.0		627	
6 - 7		595	1	29	6	5.6	6	4	2	1.9					7.5		643	
7 - 8		627		18	3	3.2	3	2	4	1.4			1	.2	4.7		658	
8 - 9		537	1	22	3	4.5	6	5	5	2.8					7.3		579	
9 - 10		514	2	17	7	4.7	5	5	4	2.5			2	.4	7.6		556	
10 - 11		422		13	4	3.7	6	5	5	3.5			1	.2	7.5		456	
11 - 12		378	3	11		3.5	5	4	2	2.7			1	.5	6.7		405	
PM HOURS																		
12 - 1		407		16	1	3.8	7	3	6	3.6			2	.5	7.9		442	
1 - 2		385	1	10	1	2.9	6	3	3	2.9			1	.2	6.1		410	
2 - 3		375	1	13		3.5	5		4	2.3			2	.5	6.3		400	
3 - 4		373	1	13	1	3.7	8	2	4	3.5					7.2		402	
4 - 5		384	1	11		2.9	7	2	1	2.5			1	.2	5.7		407	
5 - 6		404		9	1	2.4	5	2	1	1.9					4.3		422	
6 - 7		339		9	1	2.8	1	2		.9					3.7		352	
7 - 8		235		3	2	2.0	1	2	1	1.6					3.7		244	
8 - 9		194		6		3.0									3.0		200	
9 - 10		167	1	5		3.4			1	.6					4.0		174	
10 - 11		108	1	1		1.8		1		.9					2.7		111	
11 - 12		86		1		1.1									1.1		87	

AM TOTAL		3976	9	148	30	4.4	34	43	30	2.5			2	.2	7.1		4278	
PM TOTAL		3457	6	97	7	3.0	40	17	21	2.1			6	.2	5.3		3651	
DAY TOTAL		7433	15	245	37	3.7	74	60	51	2.3			2	.2	6.3		7929	
															2-AXLE EQUIVALENT		8248	

STATE OF WASHINGTON - DEPARTMENT OF TRANSPORTATION
 TRIP SYSTEM
 HOURLY TRAFFIC CLASSIFICATION SUMMARY

SR 005 S501125 MP 000.00 OFF SYSTEM ID. LEG 2 DIRECTION OF TRAFFIC SOUTHBOUND LANE ALL OF
 COUNT IDENTIFIER 19-001 COUNTER NUMBER 284922 DESCRIPTION: ON SR 5 SB ON RAMP FROM SR 502 WB

07-12-19																	
FRIDAY	CARS	SINGLE UNITS				SINGLE	DOUBLE UNITS			DOUBLE	TRAINS			TRAIN	TRUCK	CLASS	TOTAL
AM HOURS	PICKUPS	BUS	MED	HVY	4+	UNIT %	4-	5	6+	UNIT %	5-	6	7+	%	%	UNKNOWN	VEHICLES
12 - 1	37							1	1	5.1					5.1		39
1 - 2	12								1	7.7					7.7		13
2 - 3	17			2		9.1	1	2		13.6					22.7		22
3 - 4	61		1	1		2.9		5	2	10.0					12.9		70
4 - 5	151	1	9	2		7.1		4	1	3.0					10.1		168
5 - 6	490		29	1		5.6	4	6	4	2.6		2		.4	8.6		536
6 - 7	592		26	2		4.4	4	5		1.4		1		.2	6.0		630
7 - 8																	
8 - 9																	
9 - 10																	
10 - 11																	
11 - 12																	
PM HOURS																	
12 - 1																	
1 - 2																	
2 - 3																	
3 - 4																	
4 - 5																	
5 - 6																	
6 - 7																	
7 - 8																	
8 - 9																	
9 - 10																	
10 - 11																	
11 - 12																	
AM TOTAL	1360	1	65	8		5.0	9	23	9	2.8		3		.2	8.0		1478
PM TOTAL																	
DAY TOTAL	1360	1	65	8		5.0	9	23	9	2.8		3		.2	8.0		1478
																2-AXLE EQUIVALENT	1550

07-08-19 THRU 07-12-19

AVERAGE WEEKDAY CLASSIFICATION VOLUMES *****																	
AVG WEEKDAY	CARS	SINGLE UNITS				SINGLE	DOUBLE UNITS			DOUBLE	TRAINS			TRAIN	TRUCK	CLASS	TOTAL
VOLUME	PICKUPS	BUS	MED	HVY	4+	UNIT %	4-	5	6+	UNIT %	5-	6	7+	%	%	UNKNOWN	VEHICLES
	7173	15	255	31	2	4.0	79	59	46	2.4		1	6	.1	6.4		7668
																AWD 2-AXLE EQUIVALENT	7961

TOTAL HOURS FOR COUNT 91
 3 DAYS FACTOR GROUP CB-02
 AVG WEEKDAY VOL 7668 X SEASONAL ADJ. FACTOR 0.9000 = ESTIMATED AVG DAILY TRAFFIC 6901

PEAK HOUR PERCENTAGES: K = 8.89 D = 100.00 T = 6.01
 PEAK HOUR LOCATION : VOLUME = 682 DATE: 07/09/19 TIME: 07:00 AM

0.9632

ONE DAY

Diamond Traffic Counter

RU

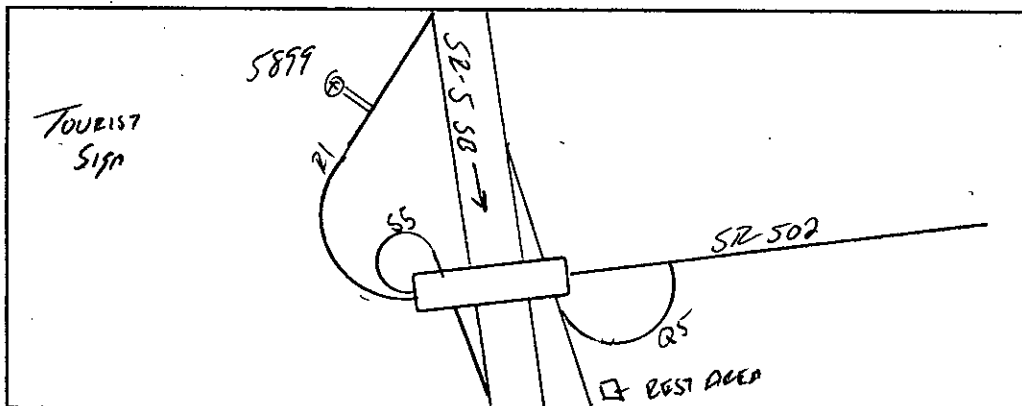
Interval 60 min. 15 min.
 Binned(CL/SP) Count(volume)
 Lane No 1 2
 Direction Channel 1 _____
 Direction Channel 2 _____
 Unique ID# _____

Counter No. 285899 Count ID 19-001
 SR 5 RRT/RRQ R1 01218 MP 0.00
 Leg 2 Direction SB OSID _____

Station Description ON SR 5 SB OFF RAMP TO SR 502 EB

Date	Day	Time	Comments
7/8/19	2	10:59	Manual (1) <u>2</u> (2) _____ SET COUNTER SS/JH 6.4v Counter (1) <u>2</u> (2) _____
7/9/19	3	9:00	Manual (1) <u>7</u> (2) _____ CHECK COUNTER SS/JH 6.3v Counter (1) <u>7</u> (2) _____
7/10/19	4	10:24	Manual (1) <u>9</u> (2) _____ CHECK COUNTER SS/JH 6.3v Counter (1) <u>9</u> (2) _____ WATER IN TUBE 2, FIXED AT 10:26.
7/11/19	5	10:04	Manual (1) <u>14</u> (2) _____ CHECK COUNTER SS/JH 6.3v Counter (1) <u>14</u> (2) _____
7/12/19	6	7:50	Manual (1) <u>1</u> (2) _____ P/U COUNTER SS/JH Counter (1) <u>1</u> (2) _____

Sketch



JH
Field Person

STATE OF WASHINGTON - DEPARTMENT OF TRANSPORTATION
 TRIPS SYSTEM
 HOURLY TRAFFIC CLASSIFICATION SUMMARY

SR 005 R101218 MP 000.00 OFF SYSTEM ID. LEG 2 DIRECTION OF TRAFFIC SOUTHBOUND LANE ALL OF
 COUNT IDENTIFIER 19-001 COUNTER NUMBER 285899 DESCRIPTION: ON SR 5 SB OFF RAMP TO SR 502 EB

07-08-19		CARS PICKUPS	SINGLE UNITS				SINGLE UNIT %	DOUBLE UNITS			DOUBLE UNIT %	TRAINS			TRAIN %	TRUCK %	CLASS UNKNOWN	TOTAL VEHICLES
MONDAY	AM HOURS		BUS	MED	HVY	4+		4-	5	6+		5-	6	7+				
	12 - 1																	
	1 - 2																	
	2 - 3																	
	3 - 4																	
	4 - 5																	
	5 - 6																	
	6 - 7																	
	7 - 8																	
	8 - 9																	
	9 - 10																	
	10 - 11																	
	11 - 12	130		14	3	10.2	4	2	7	7.8		6	3.6	21.7			166	
	PM HOURS																	
	12 - 1	176		6	4	4.6	4	3	15	10.2		2	3.7	18.5			216	
	1 - 2	179	2	5		3.4	3	3	9	7.3		5	2.4	13.1			206	
	2 - 3	193		19	3	9.2	9	1	8	7.6		5	2.1	18.9			238	
	3 - 4	228	2	22	2	9.5	6	7	6	6.9	1		.4	16.8			274	
	4 - 5	259	1	17	1	6.6	3	1	5	3.1		1	.3	10.1			288	
	5 - 6	247		14		5.2	6		1	2.6				7.8			268	
	6 - 7	176	1	7		4.1	2	5	2	4.7				8.8			193	
	7 - 8	121					3	1	2	4.7				4.7			127	
	8 - 9	115		4		3.3	1			.8				4.2			120	
	9 - 10	80		6	1	7.7	3	1		4.4				12.1			91	
	10 - 11	57		6		9.5								9.5			63	
	11 - 12	33							1	2.9				2.9			34	

	AM TOTAL	130		14	3	10.2	4	2	7	7.8		6	3.6	21.7			166	
	PM TOTAL	1864	6	106	11	5.8	40	22	49	5.2	1	3	.9	12.0			2118	
	DAY TOTAL	1994	6	120	14	6.1	44	24	56	5.4	1	3	1.1	12.7			2284	
															2-AXLE EQUIVALENT	2546		

STATE OF WASHINGTON - DEPARTMENT OF TRANSPORTATION
TRIPS SYSTEM
HOURLY TRAFFIC CLASSIFICATION SUMMARY

SR 005 R101218 MP 000.00 OFF SYSTEM ID. LEG 2 DIRECTION OF TRAFFIC SOUTHBOUND LANE ALL OF
COUNT IDENTIFIER 19-001 COUNTER NUMBER 285899 DESCRIPTION: ON SR 5 SB OFF RAMP TO SR 502 EB

07-09-19 TUESDAY		CARS	SINGLE UNITS				SINGLE	DOUBLE UNITS			DOUBLE	TRAINS			TRAIN	TRUCK	CLASS	TOTAL
AM HOURS	PICKUPS	BUS	MED	HVY	4+	UNIT %	4-	5	6+	UNIT %	5-	6	7+	%	%	UNKNOWN	VEHICLES	
12 - 1	31	2				6.1									6.1		33	
1 - 2	15							2		11.8					11.8		17	
2 - 3	13		1	1		13.3									13.3		15	
3 - 4	23							1		4.2					4.2		24	
4 - 5	20		2			8.7		1		4.3					13.0		23	
5 - 6	61		2			3.0	1	1	2	6.0					9.0		67	
6 - 7	141	1	7	1		5.4	2	1	15	10.7					16.1		168	
7 - 8	166	1	7			4.1		3	4	3.6			16	8.1	15.7		197	
8 - 9	154		9	2		6.1	3	2	9	7.8			1	.6	14.4		180	
9 - 10	139	3	7	2		6.9	5	2	10	9.8			6	3.4	20.1		174	
10 - 11	147	2	17	2		11.2	3	3	8	7.5			2	2.7	21.4		187	
11 - 12	147	1	15	2		9.9	4	3	8	8.2			2	1.1	19.2		182	
PM HOURS																		
12 - 1	162	1	21	3		12.1	4	2	7	6.3			2	5	3.4	21.7	207	
1 - 2	181	1	18	4	1	10.6	3	4	10	7.5			1	3	1.8	19.9	226	
2 - 3	205	1	17	1		7.9	3	3	5	4.6			1	3	1.7	14.2	239	
3 - 4	243	4	18	2		8.6	4	3	5	4.3			1	.4	13.2		280	
4 - 5	303		19			5.8	4	1	1	1.8					7.6		328	
5 - 6	262		9			3.2	1	4	2	2.5					5.8		278	
6 - 7	55		1			.6				.6					1.2		169	
7 - 8							1									112	132	
8 - 9																132	132	
9 - 10																108	108	
10 - 11																11	11	
11 - 12																1	1	
AM TOTAL	1057	10	67	10		6.9	18	19	56	7.3			2	28	2.4	16.6	1267	
PM TOTAL	1411	7	103	10	1	6.1	20	17	30	3.4			5	11	.8	10.3	365	
DAY TOTAL	2468	17	170	20	1	6.4	38	36	86	4.9			7	39	1.4	12.8	365	
																2-AXLE EQUIVALENT	3247	
																	3634	

HOLE IN THE TUBE

DOT-RNB505A-B

STATE OF WASHINGTON - DEPARTMENT OF TRANSPORTATION
TRIPS SYSTEM
HOURLY TRAFFIC CLASSIFICATION SUMMARY

DATE 07/16/19
TIME 07:42:14
PAGE 68

SR 005 R101218 MP 000.00

OFF SYSTEM ID.

LEG 2

DIRECTION OF TRAFFIC SOUTHBOUND

LANE ALL OF-

COUNT IDENTIFIER 19-001

COUNTER NUMBER 285899

DESCRIPTION: ON SR 5 SB OFF RAMP TO SR 502 EB

07-10-19

WEDNESDAY
AM HOURS

12 - 1
1 - 2
2 - 3
3 - 4
4 - 5
5 - 6
6 - 7
7 - 8
8 - 9
9 - 10
10 - 11
11 - 12
PM HOURS
12 - 1
1 - 2
2 - 3
3 - 4
4 - 5
5 - 6
6 - 7
7 - 8
8 - 9
9 - 10
10 - 11
11 - 12

CARS PICKUPS	SINGLE UNITS				SINGLE UNIT %	DOUBLE UNITS			DOUBLE UNIT %	TRAINS			TRAIN %	TRUCK %	CLASS UNKNOWN	TOTAL VEHICLES
	BUS	MED	HVY	4+		4-	5	6+		5-	6	7+				
															2	2
															1	1
															2	2
															1	1
															6	6
															90	90
															119	119
															128	128
															133	133
	52	1	12	1	8.0	5	1	3	5.1	1	2	1.7	14.8	98	176	
	73	3	24	2	16.0	2	3	2	3.9	1	5	3.3	23.2	66	181	
	93	5	26	2	17.0	2		1	1.5		5	2.6	21.1	60	194	
	136		13	4	9.1	5	2	3	5.4		5	2.7	17.2	18	186	
	165	3	24	1	12.0	7	2	1	4.3	1	3	1.7	18.0	26	233	
	110	2	34		12.6	6	1	1	2.8		1	.7	16.1	130	286	
	22		6	1	2.4	1			.3				2.8	258	288	
														332	332	
														196	196	
	1		1		.7	2			1.5				2.2	133	137	
														118	118	
														97	97	
														72	72	
														30	30	
AM TOTAL	125	4	36	3	5.1	7	4	5	1.9	2	7	1.1	8.1	646	839	
PM TOTAL	527	10	104	8	5.6	23	5	6	1.6	1	14	.7	7.9	1470	2169	
DAY TOTAL	652	14	140	11	5.5	30	9	11	1.7	1	21	.8	8.0	2116	3008	
													2-AXLE EQUIVALENT		3139	

HOLE IN THE TUBE

STATE OF WASHINGTON - DEPARTMENT OF TRANSPORTATION
TRIPS SYSTEM
HOURLY TRAFFIC CLASSIFICATION SUMMARY

SR 005 R101218 MP 000.00 OFF SYSTEM ID. LEG 2 DIRECTION OF TRAFFIC SOUTHBOUND LANE ALL OF
COUNT IDENTIFIER 19-001 COUNTER NUMBER 285899 DESCRIPTION: ON SR 5 SB OFF RAMP TO SR 502 EB

07-11-19 THURSDAY AM HOURS	CARS PICKUPS	SINGLE UNITS				SINGLE UNIT %	DOUBLE UNITS			DOUBLE UNIT %	TRAINS			TRAIN %	TRUCK %	CLASS UNKNOWN	TOTAL VEHICLES
		BUS	MED	HVY	4+		4-	5	6+		5-	6	7+				
12 - 1																22	22
1 - 2	1															23	24
2 - 3																15	15
3 - 4																25	25
4 - 5	1															25	26
5 - 6																76	76
6 - 7	6	1	2	1		2.2	2		1	1.7				3.9	165	178	
7 - 8	27	1	3	2		3.0	2			1.0	2	3	2.5	6.4	163	203	
8 - 9	83	2	12			7.3	2			1.0		2	1.0	9.4	91	192	
9 - 10	135	2	12		2	9.6	5	6		6.6				16.3	4	166	
10 - 11	147	3	11	5		10.5	7	4	3	7.7				18.2	1	181	
11 - 12	154		20	3		12.4	4	1	3	4.3				16.8		185	
PM HOURS																	
12 - 1	154		13	1		7.8	4	3	3	5.6				13.4	1	179	
1 - 2	156	1	17		1	10.4	4	2	2	4.4				14.8		183	
2 - 3	168	1	22	3	6	15.2	6	1	3	4.7		1	.5	20.4		211	
3 - 4	267	2	24		1	8.9	3	1		1.3	1	3	1.3	11.6		302	
4 - 5	280	2	24	1		8.4	4	5	4	4.1				12.5		320	
5 - 6	293		29			9.0	2			.6				9.6		324	
6 - 7	176		15	1		8.2	1	1	2	2.0				10.2		196	
7 - 8	110	1	12			10.2	2	1	1	3.1				13.3	1	128	
8 - 9	109		8			6.7	1	1	1	2.5				9.2		120	
9 - 10	106		2			1.8								1.8	1	109	
10 - 11	77		3			3.7	1			1.2				4.9	1	82	
11 - 12	37		1			2.4	1	1	1	7.3				9.8		41	
AM TOTAL	554	9	60	11	2	6.3	22	11	7	3.1		2	.5	10.0	610	1293	
PM TOTAL	1933	7	170	6	8	8.7	29	16	17	2.8	1	1	.2	11.8	4	2195	
DAY TOTAL	2487	16	230	17	10	7.8	51	27	24	2.9	1	3	.3	11.1	614	3488	
2-AXLE EQUIVALENT																	
3674																	

HOLE
IN THE
TUBE

STATE OF WASHINGTON - DEPARTMENT OF TRANSPORTATION
T R I P S S Y S T E M
HOURLY TRAFFIC CLASSIFICATION SUMMARY

SR 005 R101218 MP 000.00 OFF SYSTEM ID. LEG 2 DIRECTION OF TRAFFIC SOUTHBOUND LANE ALL OF
COUNT IDENTIFIER 19-001 COUNTER NUMBER 285899 DESCRIPTION: ON SR 5 SB OFF RAMP TO SR 502 EB

07-12-19		CARS PICKUPS		SINGLE UNITS				SINGLE UNIT %		DOUBLE UNITS			DOUBLE UNIT %		TRAINS			TRAIN %		TRUCK %		CLASS UNKNOWN	TOTAL VEHICLES		
FRIDAY AM HOURS		BUS	MED	HVY	4+	4-	5	6+	5-	6	7+	5-	6	7+	%	%	%	%	%	%					
12 - 1	30		2			1																33			
1 - 2	20		1																		1	22			
2 - 3	14																					14			
3 - 4	23	1	2																			26			
4 - 5	23		2			1	2		10.7													28			
5 - 6	68		10	1				1	13.8													80			
6 - 7	126		6	2		2	1	20	14.5					2	1.3							159			
7 - 8																									
8 - 9																									
9 - 10																									
10 - 11																									
11 - 12																									
PM HOURS																									
12 - 1																									
1 - 2																									
2 - 3																									
3 - 4																									
4 - 5																									
5 - 6																									
6 - 7																									
7 - 8																									
8 - 9																									
9 - 10																									
10 - 11																									
11 - 12																									
AM TOTAL	304	1	23	3		4	3	21	7.5	7.7				2	.6					15.7	1	362			
PM TOTAL																									
DAY TOTAL	304	1	23	3		4	3	21	7.5	7.7				2	.6					15.7	1	362			
																						2-AXLE EQUIVALENT		419	

07-08-19 THRU 07-12-19

AVERAGE WEEKDAY CLASSIFICATION VOLUMES		CARS PICKUPS		SINGLE UNITS				SINGLE UNIT %		DOUBLE UNITS			DOUBLE UNIT %		TRAINS			TRAIN %		TRUCK %		CLASS UNKNOWN	TOTAL VEHICLES
AVG WEEKDAY VOLUME		BUS	MED	HVY	4+	4-	5	6+	4-	5	6+	5-	6	7+	%	%	%	%	%	%			
1869		16	180	16	4	40	24	40	6.7	40	24	40	3.2	1	4	23	1.01	13.52	4	1032	3248	3462	
2990		17	237	16	8	47	35	73	8.03	47	35	73	4.48	1	3	31	.9	10.7	4	1032	3484	3809	
TOTAL HOURS FOR COUNT	91																						
8 DAYS																							
AVG WEEKDAY VOL	3248 X SEASONAL ADJ. FACTOR 0.9000 = ESTIMATED AVG DAILY TRAFFIC																					2923	

PEAK HOUR PERCENTAGES: K = 10.22 D = 100.00 T = 7.62
PEAK HOUR LOCATION : VOLUME = 332 DATE: 07/10/19 TIME: 05:00 PM

328 07/09/19 04:00 PM

0.9089

NOTE: ONE DAY



Ru

Interval 60 min. 15 min.
 Binned(CL/SP) Count(volume)
Lane No 1 2

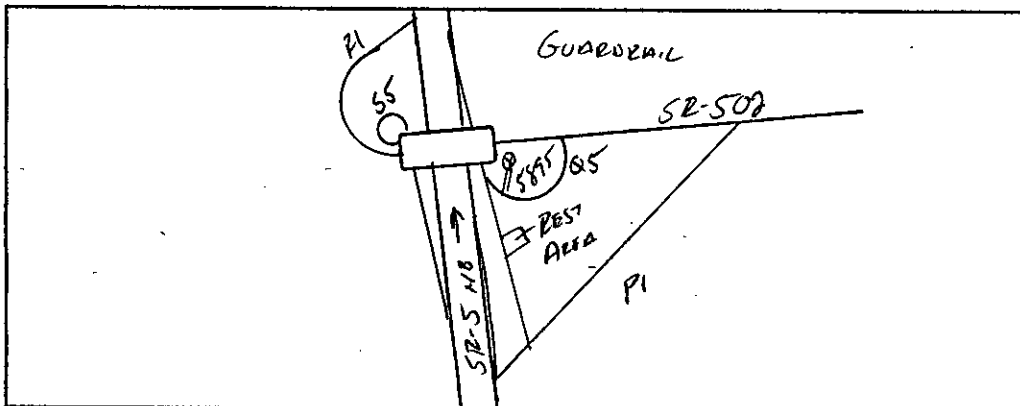
Direction Channel 1 _____
Direction Channel 2 _____
Unique ID# _____

Counter No. 285895 Count ID 19-001
SR 5 RRT/RRQ Q5 01201 MP 0.00
~~0.35~~
Leg 2 Direction NB OSID _____

Station Description _ ON SR 5 NB ON RAMP FROM SR 502

Date	Day	Time	Comments
7/8/19	2	14:20	Manual (1) <u>2</u> (2) _____ SET COUNTER SS/JH 6.4v Counter (1) <u>2</u> (2) _____
7/9/19	3	8:47	Manual (1) <u>10</u> (2) _____ CHECK COUNTER SS/JH 6.6v Counter (1) <u>10</u> (2) _____
7/10/19	4	10:10	Manual (1) <u>18</u> (2) _____ CHECK COUNTER SS/JH 6.6v Counter (1) <u>18</u> (2) _____ HOLE IN TUBE 2, FIXED AT 10:12.
7/11/19	5	9:53	Manual (1) <u>7</u> (2) _____ CHECK COUNTER SS/JH 6.7v Counter (1) <u>7</u> (2) _____
7/12/19	6	7:37	Manual (1) <u>1</u> (2) _____ P/U COUNTER SS/JH Counter (1) <u>1</u> (2) _____ 6.5v

Sketch



North

JH

Field Person

STATE OF WASHINGTON - DEPARTMENT OF TRANSPORTATION
 TRIP SYSTEM
 HOURLY TRAFFIC CLASSIFICATION SUMMARY

SR 005 Q501201 MP 000.00 OFF SYSTEM ID. LEG 2 DIRECTION OF TRAFFIC NORTHBOUND LANE ALL OF
 COUNT IDENTIFIER 19-001 COUNTER NUMBER 285895 DESCRIPTION: ON SR 5 NB ON RAMP FROM SR 502

07-08-19																	
MONDAY																	
AM HOURS	CARS PICKUPS	SINGLE UNITS				SINGLE UNIT %	DOUBLE UNITS			DOUBLE UNIT %	TRAINS			TRAIN %	TRUCK %	CLASS UNKNOWN	TOTAL VEHICLES
		BUS	MED	HVY	4+		4-	5	6+		5-	6	7+				
12 - 1																	
1 - 2																	
2 - 3																	
3 - 4																	
4 - 5																	
5 - 6																	
6 - 7																	
7 - 8																	
8 - 9																	
9 - 10																	
10 - 11																	
11 - 12																	
PM HOURS																	
12 - 1																	
1 - 2																	
2 - 3																	
3 - 4	165	2	10	2	1	7.5		5	7	6.0			9	4.5	17.9		201
4 - 5	220	1	9			4.2	1	1	4	2.5			2	.8	7.6		238
5 - 6	224		14			5.7	1	3	2	2.5					8.2		244
6 - 7	190		9			4.4	3	1	1	2.5					6.9		204
7 - 8	132		6			4.3	1			.7					5.0		139
8 - 9	102		8			7.2		1		.9					8.1		111
9 - 10	76		2			2.4	2	2	1	6.0					8.4		83
10 - 11	55						2			3.5					3.5		57
11 - 12	39		1	1		4.9									4.9		41

AM TOTAL																	
PM TOTAL	1203	3	59	3	1	5.0	10	13	15	2.9			11	.8	8.7		1318
DAY TOTAL	1203	3	59	3	1	5.0	10	13	15	2.9			11	.8	8.7		1318
																2-AXLE EQUIVALENT	1408

STATE OF WASHINGTON - DEPARTMENT OF TRANSPORTATION
 TRIPS SYSTEM
 HOURLY TRAFFIC CLASSIFICATION SUMMARY

SR 005 Q501201 MP 000.00

OFF SYSTEM ID.

LEG 2

DIRECTION OF TRAFFIC NORTHBOUND

LANE ALL OF

COUNT IDENTIFIER 19-001

COUNTER NUMBER 285895

DESCRIPTION: ON SR 5 NB ON RAMP FROM SR 502

07-09-19

TUESDAY AM HOURS	CARS PICKUPS	BUS	SINGLE MED	UNITS HVY 4+	SINGLE UNIT %	DOUBLE 4-	UNITS 5	DOUBLE 6+	DOUBLE UNIT %	5-	TRAINS 6	7+	TRAIN %	TRUCK %	CLASS UNKNOWN	TOTAL VEHICLES
12 - 1	15															15
1 - 2	14	1			6.3		1		6.3					12.5		16
2 - 3	12		1		7.1		1		7.1					14.3		14
3 - 4	15	1	2		15.0		1		5.0		1		5.0	25.0		20
4 - 5	52	1		1	3.6	1	1		3.6					7.1		56
5 - 6	95	1	14		12.9	1		2	2.6			3	2.6	18.1		116
6 - 7	189		21		9.7	2	3	2	3.2					12.9		217
7 - 8	165	1	25	3	13.8	6	2	1	4.3			7	3.3	21.4		210
8 - 9	139		9	1	6.1	3	1	7	6.7			4	2.4	15.2		164
9 - 10	120		12	2	9.0	3	2	3	5.1			14	9.0	23.1		156
10 - 11	149	2	16		9.6	5	2	3	5.3		1	9	5.3	20.3		187
11 - 12	155	2	11	1	7.4	1	6	4	5.9	1		7	4.3	17.6		188
PM HOURS																
12 - 1	163	2	23	2	12.9	6		4	4.8			10	4.8	22.4		210
1 - 2	148	2	10		6.6	8	1	1	5.5	1		10	6.1	18.2		181
2 - 3	168	3	19	2	11.4	3		5	3.8			11	5.2	20.4		211
3 - 4	195	1	17	1	8.2	6	1	3	4.3	1		8	3.9	16.3		233
4 - 5	224	1	15	1	6.8	4		3	2.8			2	.8	10.4		250
5 - 6	217	1	23		9.9		1	1	.8					10.7		243
6 - 7	201		7		3.3	1			.5					3.8		209
7 - 8	97		3		2.3	1	1		1.5					3.8		131
8 - 9								1	1.0					1.0		100
9 - 10															81	81
10 - 11															62	62
11 - 12															26	26
AM TOTAL	1120	9	111	8	9.4	22	20	22	4.7	1	2	44	3.5	17.6		1359
PM TOTAL	1413	10	117	6	6.9	29	4	18	2.6	2		41	2.2	11.7	297	1937
DAY TOTAL	2533	19	228	14	7.9	51	24	40	3.5	3	2	85	2.7	14.1	297	3296
														2-AXLE EQUIVALENT		3691

BAD
CLASS
7+
HIGH

HOLE
IN THE
TUBE

STATE OF WASHINGTON - DEPARTMENT OF TRANSPORTATION
 TRIPS SYSTEM
 HOURLY TRAFFIC CLASSIFICATION SUMMARY

SR 005 Q501201 MP 000.00 OFF SYSTEM ID. LEG 2 DIRECTION OF TRAFFIC NORTHBOUND LANE ALL OF
 COUNT IDENTIFIER 19-001 COUNTER NUMBER 285895 DESCRIPTION: ON SR 5 NB ON RAMP FROM SR 502

07-10-19 WEDNESDAY		CARS PICKUPS	SINGLE UNITS				SINGLE UNIT %	DOUBLE UNITS			DOUBLE UNIT %	TRAINS			TRAIN %	TRUCK %	CLASS UNKNOWN	TOTAL VEHICLES
AM HOURS	BUS		MED	HVY	4+	4-		5	6+	5-		6	7+					
12 - 1																18	18	
1 - 2																9	9	
2 - 3																14	14	
3 - 4																18	18	
4 - 5																54	54	
5 - 6																103	103	
6 - 7																182	182	
7 - 8																188	188	
8 - 9																156	156	
9 - 10																164	164	
10 - 11	123		3	1	2.4	1	3	2.4				7	4.2	8.9	30	168		
11 - 12	133		11	3	8.5	3	4	4.9			1	8	5.5	18.9		164		
PM HOURS																		
12 - 1	172	1	8	1	5.1	4	3	3.5				9	4.5	13.1		198		
1 - 2	185	1	5	1	3.4	5	2	3.9				7	3.4	10.6		207		
2 - 3	169	1	4	5	5.4	3	2	2.7						8.2		184		
3 - 4	215	1	8	4	5.5	1	1	3			1	4	2.1	9.7		238		
4 - 5	223		7	1	3.3	3	5	3.3				1	.4	7.1		240		
5 - 6	255		9		3.4	1	1	.8						4.1		266		
6 - 7	193		9		4.5									4.5		202		
7 - 8	122		5		3.9	1		.8						4.7		128		
8 - 9	110		1		.9									.9		111		
9 - 10	84		1		1.1	1	1	2.3						3.4		87		
10 - 11	56			1	1.7	1		1.7						3.4		58		
11 - 12	45		2		4.2		1	2.1						6.3		48		
AM TOTAL	256		14	4	1.5	4	7	1.0			1	15	1.3	3.7	936	1238		
PM TOTAL	1829	4	59	13	3.9	20	5	15	2.0		1	21	1.1	7.0		1967		
DAY TOTAL	2085	4	73	17	2.9	24	6	22	1.6		2	36	1.2	5.7	936	3205		
														2-AXLE EQUIVALENT		3385		

HOLE
IN THE
TUBE

STATE OF WASHINGTON - DEPARTMENT OF TRANSPORTATION
 TRIPS SYSTEM
 HOURLY TRAFFIC CLASSIFICATION SUMMARY

SR 005 Q501201 MP 000.00 OFF SYSTEM ID. LEG 2 DIRECTION OF TRAFFIC NORTHBOUND LANE ALL OF
 COUNT IDENTIFIER. 19-001 COUNTER NUMBER 285895 DESCRIPTION: ON SR 5 NB ON RAMP FROM SR 502

07-11-19 THURSDAY AM HOURS	CARS PICKUPS	SINGLE UNITS				SINGLE UNIT %	DOUBLE UNITS			DOUBLE UNIT %	TRAINS			TRAIN %	TRUCK %	CLASS UNKNOWN	TOTAL VEHICLES
		BUS	MED	HVY	4+		4-	5	6+		5-	6	7+				
12 - 1	17		2			10.5								10.5			19
1 - 2	10																10
2 - 3	11			1		7.7			1	7.7				15.4			13
3 - 4	19			1		4.8			1	4.8				9.5			21
4 - 5	51		1			1.8	1	2	1	7.1				8.9			56
5 - 6	96	1	4			4.6	1	1	4	5.5			2	11.9			109
6 - 7	181		13	3		8.0	1	1	1	1.5				9.5			200
7 - 8	208		10	1		4.8	8	2		4.4				9.2			229
8 - 9	132		11	4		9.6	3	2	3	5.1			1	15.4			156
9 - 10	152		7	3		6.1		2		1.2				7.3			164
10 - 11	155	1	10	4		8.5	3	2	1	3.4			1	12.4			177
11 - 12	150		14	3		9.9	2	1	2	2.9				12.8			172
PM HOURS																	
12 - 1	174	1	12			6.8	1	1	2	2.1			1	9.4			192
1 - 2	173		16	2		9.0	3	2	2	3.5			1	13.5			200
2 - 3	185		10			5.0	5	1		3.0				7.9	1		202
3 - 4	202		11	1		5.4	3	1	1	2.3				8.6			221
4 - 5	259		12	3		5.3			3	1.1				8.8			284
5 - 6	279	1	6	4		3.7	6			2.0				6.1			297
6 - 7	214		10	1		4.8	3			1.3				6.1			228
7 - 8	125		5	2		5.3								5.3			132
8 - 9	110		2			1.8	1			.9				2.7			113
9 - 10	94		3			3.1	1			1.0				4.1			98
10 - 11	78		2			2.5		1		1.2				3.7			81
11 - 12	53						1	1		3.6				3.6			55
AM TOTAL	1182	2	72	20		7.1	19	13	14	3.5			1	10.9			1326
PM TOTAL	1946	2	89	13		4.9	24	7	8	1.9			1	7.4	1		2103
DAY TOTAL	3128	4	161	33		5.8	43	20	22	2.5			2	8.7	1		3429
														2-AXLE EQUIVALENT			3604

STATE OF WASHINGTON - DEPARTMENT OF TRANSPORTATION
 TRIPS SYSTEM
 HOURLY TRAFFIC CLASSIFICATION SUMMARY

SR 005 Q501201 MP 000.00 OFF SYSTEM ID. LEG 2 DIRECTION OF TRAFFIC NORTHBOUND LANE ALL OF
 COUNT IDENTIFIER 19-001 COUNTER NUMBER 285895 DESCRIPTION: ON SR 5 NB ON RAMP FROM SR 502

07-12-19		CARS	SINGLE UNITS				SINGLE	DOUBLE UNITS			DOUBLE	TRAINS			TRAIN	TRUCK	CLASS	TOTAL
FRIDAY		PICKUPS	BUS	MED	HVY	4+	UNIT %	4-	5	6+	UNIT %	5-	6	7+	%	%	UNKNOWN	VEHICLES
12 - 1		18																18
1 - 2		15			1		5.9		1		5.9							17
2 - 3		13			1		6.7			1	6.7							15
3 - 4		20								1	4.8							21
4 - 5		52			1	1	3.6		1		1.8							55
5 - 6		77	1		5		6.5	1	3	3	7.6			2	2.2			92
6 - 7		158			13		7.6			1	.6							172
7 - 8																		
8 - 9																		
9 - 10																		
10 - 11																		
11 - 12																		
PM HOURS																		
12 - 1																		
1 - 2																		
2 - 3																		
3 - 4																		
4 - 5																		
5 - 6																		
6 - 7																		
7 - 8																		
8 - 9																		
9 - 10																		
10 - 11																		
11 - 12																		
AM TOTAL		353	2	21			5.9	1	5	6	3.1			2	.5	9.5		390
PM TOTAL																		
DAY TOTAL		353	2	21			5.9	1	5	6	3.1			2	.5	9.5		390

2-AXLE EQUIVALENT																		
416																		

07-08-19 THRU 07-12-19

AVERAGE WEEKDAY CLASSIFICATION VOLUMES *****																		
CARS		SINGLE UNITS				SINGLE	DOUBLE UNITS			DOUBLE	TRAINS			TRAIN	TRUCK	CLASS	TOTAL	
PICKUPS		BUS	MED	HVY	4+	UNIT %	4-	5	6+	UNIT %	5-	6	7+	%	%	UNKNOWN	VEHICLES	
AVG WEEKDAY	2582	9	154	21		5.6	39	17	28	2.5	1	2	45	0.50	8.75	1	411	3310
VOLUME	3128	4	161	33	2	5.77	43	20	22	2.48	2	2	15	1.5	9.5		3558	3429
TOTAL HOURS FOR COUNT		88												AWD	2-AXLE EQUIVALENT			3604
7 DAYS																		
AVG WEEKDAY VOL	3310	X SEASONAL ADJ. FACTOR 0.9300 = ESTIMATED AVG DAILY TRAFFIC 3078																
	3429	8.66																
		3189																
PEAK HOUR PERCENTAGES:	K =	8.97 D = 100.00 T = 6.06																
PEAK HOUR LOCATION :	VOLUME =	297 DATE: 07/11/19 TIME: 05:00 PM																

0.9514

NOTE: ONE DAY



Washington State Department of Transportation

ONE DAY

Diamond Traffic Counter

Interval 60 min. 15 min.
 Binned(CL/SP) Count(volume)
Lane No 1 2

/ OF 2

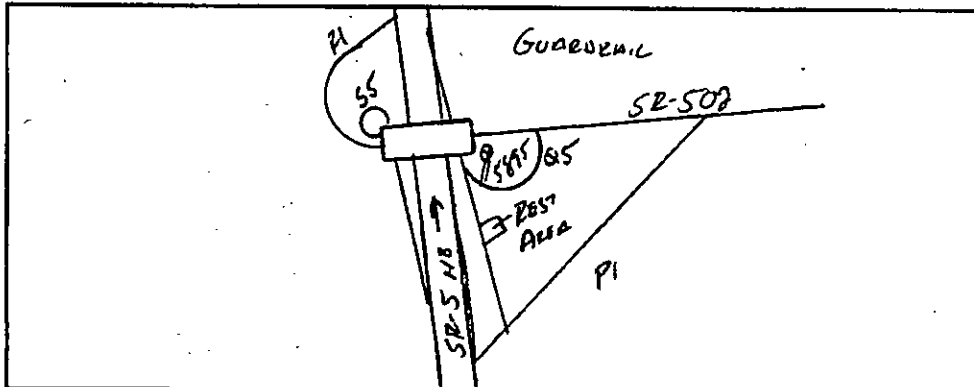
Direction Channel 1 _____
Direction Channel 2 _____
Unique ID# _____

Counter No. 285895 Count ID 19-001
SR 5 RRT/RRQ Q5 01201 MP 0.35
Leg 2 Direction NB OSID _____

Station Description ON SR 5 NB ON RAMP FROM SR 502 / REST AREA

Date	Day	Time	Comments
7/8/19	2	14:20	Manual (1) <u>2</u> (2) _____ SET COUNTER SS/JH 6.4v Counter (1) <u>2</u> (2) _____
7/9/19	3	8:47	Manual (1) <u>10</u> (2) _____ CHECK COUNTER SS/JH 6.6v Counter (1) <u>10</u> (2) _____
7/10/19	4	10:10	Manual (1) <u>18</u> (2) _____ CHECK COUNTER SS/JH 6.6v Counter (1) <u>18</u> (2) _____ HOLE IN TUBE 2, FIXED AT 10:12.
7/11/19	5	9:53	Manual (1) <u>7</u> (2) _____ CHECK COUNTER SS/JH 6.7v Counter (1) <u>7</u> (2) _____
7/12/19	6	7:37	Manual (1) <u>1</u> (2) _____ P/U COUNTER SS/JH Counter (1) <u>1</u> (2) _____ 6.5v

Sketch



North

JH

Field Person



Interval 60 min. 15 min.
 Binned(CL/SP) Count(volume)
 Lane No 1 2

Direction Channel 1 _____ *20F2*
 Direction Channel 2 _____
 Unique ID# _____

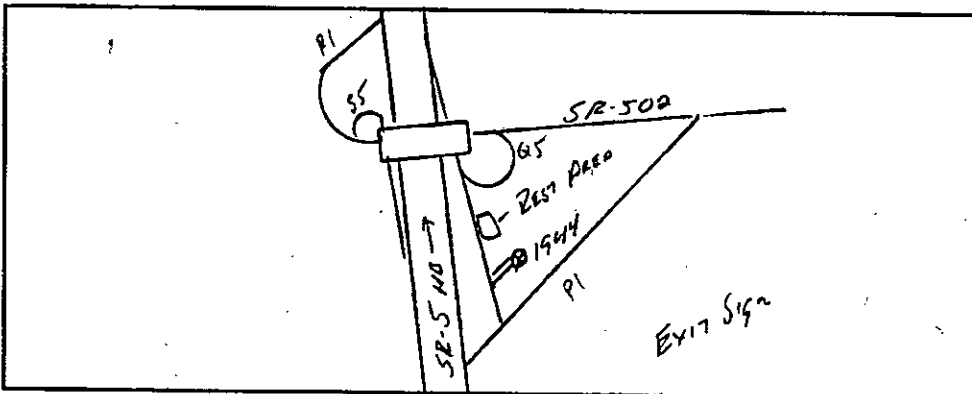
Counter No. 281944 Count ID 19-001
 SR 5 RRT/RRQ Q5 01201 MP 0.35
~~P1 01039~~ ~~0.54~~
 Leg 2x Direction NB OSID _____

Station Description ON SR 5 NB EXIT TO REST AREA

ON SR 5 NB ON RAMP FROM SR 502 / REST AREA

Date	Day	Time	Comments
7/8/19	2	14:04	Manual (1) <u>2</u> (2) _____ SET COUNTER SS/JH 6.4v Counter (1) <u>2</u> (2)
7/9/19	3	8:39	Manual (1) <u>6</u> (2) _____ CHECK COUNTER SS/JH 6.7v Counter (1) <u>6</u> (2)
7/10/19	4	9:58	Manual (1) <u>2</u> (2) _____ CHECK COUNTER SS/JH 6.7v Counter (1) <u>2</u> (2) <u>WATER IN TUBE 2, FIXED AT 10:03.</u>
7/11/19	5	9:46	Manual (1) <u>4</u> (2) _____ CHECK COUNTER SS/JH 7.0v Counter (1) <u>4</u> (2)
7/12/19	6	<u>7:20</u>	Manual (1) <u>1</u> (2) _____ P/U COUNTER SS/JH Counter (1) <u>1</u> (2) <u>6.7x</u>

Sketch



JH
Field Person

STATE OF WASHINGTON - DEPARTMENT OF TRANSPORTATION
 TRIPS SYSTEM
 HOURLY TRAFFIC CLASSIFICATION SUMMARY

SR 005 Q501201 MP 000.35 OFF SYSTEM ID. LEG 2 DIRECTION OF TRAFFIC NORTHBOUND LANE 1 OF 2
 COUNT IDENTIFIER 19-001 COUNTER NUMBER 285895 DESCRIPTION: ON SR 5 NB ON RAMP FROM SR 502/REST AREA

07-08-19 MONDAY	CARS PICKUPS	SINGLE UNITS				SINGLE UNIT %	DOUBLE UNITS			DOUBLE UNIT %	TRAINS			TRAIN %	TRUCK %	CLASS UNKNOWN	TOTAL VEHICLES
AM HOURS		BUS	MED	HVY	4+		4-	5	6+		5-	6	7+				
12 - 1																	
1 - 2																	
2 - 3																	
3 - 4																	
4 - 5																	
5 - 6																	
6 - 7																	
7 - 8																	
8 - 9																	
9 - 10																	
10 - 11																	
11 - 12																	
PM HOURS																	
12 - 1																	
1 - 2																	
2 - 3																	
3 - 4	165	2	10	2	1	7.5		5	7	6.0		9	4.5	17.9		201	
4 - 5	220	1	9			4.2	1	1	4	2.5		2	.8	7.6		238	
5 - 6	224		14			5.7	1	3	2	2.5				8.2		244	
6 - 7	190		9			4.4	3	1	1	2.5				6.9		204	
7 - 8	132		6			4.3	1			.7				5.0		139	
8 - 9	102		8			7.2		1		.9				8.1		111	
9 - 10	76		2			2.4	2	2	1	6.0				8.4		83	
10 - 11	55						2			3.5				3.5		57	
11 - 12	39		1	1		4.9								4.9		41	

AM TOTAL																	
PM TOTAL	1203	3	59	3	1	5.0	10	13	15	2.9		11	.8	8.7		1318	
DAY TOTAL	1203	3	59	3	1	5.0	10	13	15	2.9		11	.8	8.7		1318	
														2-AXLE EQUIVALENT			1408

STATE OF WASHINGTON - DEPARTMENT OF TRANSPORTATION
 TRIP SYSTEM
 HOURLY TRAFFIC CLASSIFICATION SUMMARY

SR 005 Q501201 MP 000.35 OFF SYSTEM ID. LEG 2 DIRECTION OF TRAFFIC NORTHBOUND LANE 1 OF 2
 COUNT IDENTIFIER 19-001 COUNTER NUMBER 285895 DESCRIPTION: ON SR 5 NB ON RAMP FROM SR 502/REST AREA

07-09-19 TUESDAY		CARS PICKUPS	SINGLE UNITS				SINGLE UNIT %	DOUBLE UNITS			DOUBLE UNIT %	TRAINS			TRAIN %	TRUCK %	CLASS UNKNOWN	TOTAL VEHICLES
AM HOURS	BUS		MED	HVY	4+	4-		5	6+	5-		6	7+					
12 - 1		15															15	
1 - 2		14	1			6.3		1	6.3						12.5		16	
2 - 3		12		1		7.1		1	7.1						14.3		14	
3 - 4		15	1	2		15.0		1	5.0		1		5.0		25.0		20	
4 - 5		52	1		1	3.6		1	3.6						7.1		56	
5 - 6		95	1	14		12.9		1	2.6			3	2.6		18.1		116	
6 - 7		189		21		9.7		2	3.2						12.9		217	
7 - 8		165	1	25	3	13.8		6	4.3			7	3.3		21.4		210	
8 - 9		139		9	1	6.1		3	6.7			4	2.4		15.2		164	
9 - 10		120		12	2	9.0		3	5.1			14	9.0		23.1		156	
10 - 11		149	2	16		9.6		5	5.3			9	5.3		20.3		187	
11 - 12		155	2	11	1	7.4		1	5.9		1	7	4.3		17.6		188	
PM HOURS																		
12 - 1		163	2	23	2	12.9		6	4.8			10	4.8		22.4		210	
1 - 2		148	2	10		6.6		8	5.5		1	10	6.1		18.2		181	
2 - 3		168	3	19	2	11.4		3	3.8			11	5.2		20.4		211	
3 - 4		195	1	17	1	8.2		6	4.3		1	8	3.9		16.3		233	
4 - 5		224	1	15	1	6.8		4	2.8			2	.8		10.4		250	
5 - 6		217	1	23		9.9		1	.8						10.7		243	
6 - 7		201		7		3.3		1	.5						3.8		209	
7 - 8		97		3		2.3		1	1.5						3.8		131	
8 - 9									1.0						1.0		99	
9 - 10																	81	
10 - 11																	62	
11 - 12																	26	
AM TOTAL		1120	9	111	8	9.4		22	4.7		1	44	3.5		17.6		1359	
PM TOTAL		1413	10	117	6	6.9		29	2.6		2	41	2.2		11.7	297	1937	
DAY TOTAL		2533	19	228	14	7.9		51	3.5		3	85	2.7		14.1	297	3296	
																	2-AXLE EQUIVALENT	3694

BAD
CLASS
7+
HIGH

HOLE
IN
THE
TUBE

STATE OF WASHINGTON - DEPARTMENT OF TRANSPORTATION
 TRIP SYSTEM
 HOURLY TRAFFIC CLASSIFICATION SUMMARY

SR 005-Q501201 MP 000.35 OFF SYSTEM ID. LEG 2 DIRECTION OF TRAFFIC NORTHBOUND LANE 1 OF 2
 COUNT IDENTIFIER 19-001 COUNTER NUMBER 285895 DESCRIPTION: ON SR 5 NB ON RAMP FROM SR 502/REST AREA

07-10-19 WEDNESDAY AM HOURS	CARS PICKUPS	SINGLE UNITS				SINGLE UNIT %	DOUBLE UNITS			DOUBLE UNIT %	TRAINS			TRAIN %	TRUCK %	CLASS UNKNOWN	TOTAL VEHICLES
		BUS	MED	HVY	4+		4-	5	6+		5-	6	7+				
12 - 1																18	18
1 - 2																9	9
2 - 3																14	14
3 - 4																18	18
4 - 5																54	54
5 - 6																103	103
6 - 7																182	182
7 - 8																188	188
8 - 9																156	156
9 - 10																164	164
10 - 11	123		3	1		2.4	1	3		2.4		7		4.2	8.9	30	168
11 - 12	133		11	3		8.5	3	1	4	4.9	1	8		5.5	18.9		164
PM HOURS																	
12 - 1	172	1	8	1		5.1	4	3		3.5		9		4.5	13.1		198
1 - 2	185	1	5	1		3.4	5	1	2	3.9		7		3.4	10.6		207
2 - 3	169	1	4	5		5.4	3	2		2.7					8.2		184
3 - 4	215	1	8	4		5.5	1	1	3	2.1	1	4		2.1	9.7		238
4 - 5	223		7	1		3.3	3	5		3.3		1		.4	7.1		240
5 - 6	255		9			3.4	1	1		.8					4.1		266
6 - 7	193		9			4.5									4.5		202
7 - 8	122		5			3.9	1			.8					4.7		128
8 - 9	110		1			.9									.9		111
9 - 10	84		1			1.1	1	1		2.3					3.4		87
10 - 11	56			1		1.7	1			1.7					3.4		58
11 - 12	45		2			4.2		1		2.1					6.3		48
AM TOTAL	256		14	4		1.5	4	1	7	1.0	1	15		1.3	3.7	936	1238
PM TOTAL	1829	4	59	13		3.9	20	5	15	2.0	1	21		1.1	7.0		1967
DAY TOTAL	2085	4	73	17		2.9	24	6	22	1.6	2	36		1.2	5.7	936	3205
																2-AXLE EQUIVALENT	3385

HOLE
IN
THE
TUBE

STATE OF WASHINGTON - DEPARTMENT OF TRANSPORTATION
 TRIP SYSTEM
 HOURLY TRAFFIC CLASSIFICATION SUMMARY

SR 005 Q501201 MP 000.35 OFF SYSTEM ID. LEG 2 DIRECTION OF TRAFFIC NORTHBOUND LANE 1 OF 2
 COUNT IDENTIFIER 19-001 COUNTER NUMBER 285895 DESCRIPTION: ON SR 5 NB. ON RAMP FROM SR 502/REST AREA

THURSDAY AM HOURS	CARS PICKUPS	SINGLE UNITS				SINGLE UNIT %	DOUBLE UNITS			DOUBLE UNIT %	TRAINS			TRAIN %	TRUCK %	CLASS UNKNOWN	TOTAL VEHICLES
		BUS	MED	HVY	4+		4-	5	6+		5-	6	7+				
12 - 1	17		2			10.5									10.5		19
1 - 2	10																10
2 - 3	11			1		7.7			1	7.7					15.4		13
3 - 4	19			1		4.8			1	4.8					9.5		21
4 - 5	51		1			1.8			1	7.1					8.9		56
5 - 6	96	1	4			4.6	1	1	4	5.5			2	1.8	11.9		109
6 - 7	181		13	3		8.0	1	1	1	1.5					9.5		200
7 - 8	208		10	1		4.8	8	2	2	4.4					9.2		229
8 - 9	132		11	4		9.6	3	2	3	5.1			1	.6	15.4		156
9 - 10	152		7	3		6.1		2		1.2					7.3		164
10 - 11	155	1	10	4		8.5	3	2	1	3.4		1		.6	12.4		177
11 - 12	150		14	3		9.9	2	1	2	2.9					12.8		172
PM HOURS																	
12 - 1	174	1	12			6.8	1	1	2	2.1			1	.5	9.4		192
1 - 2	173		16	2		9.0	3	2	2	3.5		1	1	1.0	13.5		200
2 - 3	185		10			5.0	5	1		3.0					7.9	1	202
3 - 4	202		11	1		5.4	3	1	1	2.3			2	.9	8.6		221
4 - 5	259		12	3		5.3			3	1.1			7	2.5	8.8		284
5 - 6	279	1	6	4		3.7	6			2.0			1	.3	6.1		297
6 - 7	214		10	1		4.8	3			1.3					6.1		228
7 - 8	125		5	2		5.3									5.3		132
8 - 9	110		2			1.8	1			.9					2.7		113
9 - 10	94		3			3.1	1			1.0					4.1		98
10 - 11	78		2			2.5		1		1.2					3.7		81
11 - 12	53						1	1		3.6					3.6		55
AM TOTAL	1182	2	72	20		7.1	19	13	14	3.5		1	3	.3	10.9		1326
PM TOTAL	1946	2	89	13		4.9	24	7	8	1.9		1	12	.6	7.4	1	2103
DAY TOTAL	3128	4	161	33		5.8	43	20	22	2.5		2	15	.5	8.7	1	3429
															2-AXLE EQUIVALENT		3604

STATE OF WASHINGTON - DEPARTMENT OF TRANSPORTATION
 TRIPS SYSTEM
 HOURLY TRAFFIC CLASSIFICATION SUMMARY

SR 005 Q501201 MP 000.35 OFF SYSTEM ID. LEG 2 DIRECTION OF TRAFFIC NORTHBOUND LANE 1 OF 2
 COUNT IDENTIFIER 19-001 COUNTER NUMBER 285895 DESCRIPTION: ON SR 5 NB ON RAMP FROM SR 502/REST AREA

07-12-19 FRIDAY AM HOURS	CARS PICKUPS	SINGLE UNITS				SINGLE UNIT %	DOUBLE UNITS			DOUBLE UNIT %	TRAINS			TRAIN %	TRUCK %	CLASS UNKNOWN	TOTAL VEHICLES
		BUS	MED	HVY	4+		4-	5	6+		5-	6	7+				
12 - 1	18																18
1 - 2	15			1		5.9		1		5.9					11.8		17
2 - 3	13			1		6.7			1	6.7					13.3		15
3 - 4	20								1	4.8					4.8		21
4 - 5	52		1	1		3.6		1		1.8					5.5		55
5 - 6	77		1	5		6.5	1	3	3	7.6			2	2.2	16.3		92
6 - 7	158			13		7.6			1	.6					8.1		172
7 - 8																	
8 - 9																	
9 - 10																	
10 - 11																	
11 - 12																	
PM HOURS																	
12 - 1																	
1 - 2																	
2 - 3																	
3 - 4																	
4 - 5																	
5 - 6																	
6 - 7																	
7 - 8																	
8 - 9																	
9 - 10																	
10 - 11																	
11 - 12																	
AM TOTAL	353	2	21			5.9	1	5	6	3.1			2	.5	9.5		390
PM TOTAL																	
DAY TOTAL	353	2	21			5.9	1	5	6	3.1			2	.5	9.5		390
															2-AXLE EQUIVALENT		416

STATE OF WASHINGTON - DEPARTMENT OF TRANSPORTATION
 TRIPS SYSTEM
 HOURLY TRAFFIC CLASSIFICATION SUMMARY

SR 005 Q501201 MP 000.35 OFF SYSTEM ID. LEG 2 DIRECTION OF TRAFFIC NORTHBOUND LANE 2 OF 2
 COUNT IDENTIFIER 19-001 COUNTER NUMBER 281944 DESCRIPTION: ON SR 5 NB ON RAMP FROM SR 502/REST AREA

07-08-19		CARS PICKUPS	SINGLE UNITS				SINGLE UNIT %	DOUBLE UNITS			DOUBLE UNIT %	TRAINS			TRAIN %	TRUCK %	CLASS UNKNOWN	TOTAL VEHICLES
MONDAY	AM HOURS		BUS	MED	HVY	4+		4-	5	6+		5-	6	7+				
	12 - 1																	
	1 - 2																	
	2 - 3																	
	3 - 4																	
	4 - 5																	
	5 - 6																	
	6 - 7																	
	7 - 8																	
	8 - 9																	
	9 - 10																	
	10 - 11																	
	11 - 12																	
	PM HOURS																	
	12 - 1																	
	1 - 2																	
	2 - 3																	
	3 - 4	103	2	11		9.5	5	11	3	13.9	1	1	1.5	24.8		137		
	4 - 5	78	2	3		4.8	6	5	9	19.2		1	1.0	25.0		104		
	5 - 6	76		4		4.3	1	9	3	14.0				18.3		93		
	6 - 7	47		7	1	11.3	3	7	6	22.5				33.8		71		
	7 - 8	51		7	2	12.7	1	7	2	14.1		1	1.4	28.2		71		
	8 - 9	32	1	4		10.4		10	1	22.9				33.3		48		
	9 - 10	22	1	2		10.7	1	2		10.7				21.4		28		
	10 - 11	21	1	4		17.2		2	1	10.3				27.6		29		
	11 - 12	22		2		7.4		3		11.1				18.5		27		

	AM TOTAL																	
	PM TOTAL	452	7	44	3	8.9	17	56	25	16.1	1	1	2	.7	25.7		608	
	DAY TOTAL	452	7	44	3	8.9	17	56	25	16.1	1	1	2	.7	25.7		608	
															2-AXLE EQUIVALENT		769	

STATE OF WASHINGTON - DEPARTMENT OF TRANSPORTATION
TRIPS SYSTEM
HOURLY TRAFFIC CLASSIFICATION SUMMARY

SR 005 Q501201 MP 000.35 OFF SYSTEM ID. LEG 2 DIRECTION OF TRAFFIC NORTHBOUND LANE 2 OF 2
COUNT IDENTIFIER 19-001 COUNTER NUMBER 281944 DESCRIPTION: ON SR 5 NB ON RAMP FROM SR 502/REST AREA

07-09-19		CARS PICKUPS	SINGLE UNITS				SINGLE UNIT %	DOUBLE UNITS			DOUBLE UNIT %	TRAINS			TRAIN %	TRUCK %	CLASS UNKNOWN	TOTAL VEHICLES
AM HOURS	PM HOURS		BUS	MED	HVY	4+		4-	5	6+		5-	6	7+				
12 - 1		15	1				4.3	1	5	1	30.4				34.8		23	
1 - 2		7							2		22.2				22.2		9	
2 - 3		9		1			7.7		1	1	15.4	1		7.7	30.8		13	
3 - 4		7		1			11.1	1			11.1				22.2		9	
4 - 5		9	1				6.3		5		31.3		1	6.3	43.8		16	
5 - 6		13							6	1	35.0				35.0		20	
6 - 7		18	1	2			8.1	2	10	3	40.5		1	2.7	51.4		37	
7 - 8		22	1	6	3		19.2	1	13	2	30.8	2	2	7.7	57.7		52	
8 - 9		27	2	5			12.7	2	14	5	38.2				50.9		55	
9 - 10		42	1	8	1		12.3	1	18	10	35.8				48.1		81	
10 - 11		64	1	7	3		10.4	8	17	6	29.2				39.6		106	
11 - 12		74	5	10	1		13.3	8	13	8	24.2		1	.8	38.3		120	
12 - 1		86	2	10	2		10.6	6	16	7	22.0		1	2.3	34.8		132	
1 - 2		59	1	5	1		8.4	4	8	3	18.1	2		2.4	28.9		83	
2 - 3		70	2	9	2		12.7	4	11	3	17.6	1		1.0	31.4		102	
3 - 4		70	1	4	1		6.7	2	12		15.6				22.2		90	
4 - 5		80	1	3	1		4.7	3	15	1	17.8			3	25.2		107	
5 - 6		72	1	4			5.4	2	12	2	17.2				22.6		93	
6 - 7		52	3	4	3		12.0	2	12	1	18.1	3	1	4.8	34.9		83	
7 - 8		43	11	3	3	1	17.6	3	11	4	17.6	2		2.0	37.3	2	102	
8 - 9		5	5	1	1		8.8	2	1		3.8		1	1.3	13.8	64	80	
9 - 10		1	1				2.1	1	1		4.2				6.3	44	48	
10 - 11								1			3.2				3.2	30	31	
11 - 12																24	24	
AM TOTAL		307	13	40	8		11.3	24	104	37	30.5	1	3	4	1.5	43.3		541
PM TOTAL		538	28	43	14	1	8.8	30	99	21	15.4	8	2	6	1.6	25.8	185	975
DAY TOTAL		845	41	83	22	1	9.7	54	203	58	20.8	9	5	10	1.6	32.1	185	1516
																2-AXLE EQUIVALENT		2051

HOLE IN THE TUBE

STATE OF WASHINGTON - DEPARTMENT OF TRANSPORTATION
 TRIP SYSTEM
 HOURLY TRAFFIC CLASSIFICATION SUMMARY

SR 005 Q501201 MP 000.35 OFF SYSTEM ID. LEG 2 DIRECTION OF TRAFFIC NORTHBOUND LANE 2 OF 2
 COUNT IDENTIFIER 19-001 COUNTER NUMBER 281944 DESCRIPTION: ON SR 5 NB ON RAMP FROM SR 502/REST AREA

07-10-19 WEDNESDAY AM HOURS	CARS PICKUPS	SINGLE UNITS				SINGLE UNIT %	DOUBLE UNITS			DOUBLE UNIT %	TRAINS			TRAIN %	TRUCK %	CLASS UNKNOWN	TOTAL VEHICLES
		BUS	MED	HVY	4+		4-	5	6+		5-	6	7+				
12 - 1																22	22
1 - 2																16	16
2 - 3																6	6
3 - 4																7	7
4 - 5																18	18
5 - 6																23	23
6 - 7																39	39
7 - 8																42	42
8 - 9																63	63
9 - 10	1											1	1.2	1.2	83	85	
10 - 11	64		4		3.6	4	19	11	30.6	1		2	2.7	36.9	6	111	
11 - 12	98	1	8	1	7.2	5	15	8	20.3			2	1.4	29.0		138	
PM HOURS																	
12 - 1	75	2	5	1	7.5	4	16	2	20.8			1	.9	29.2		106	
1 - 2	71	1	10		11.0	5	8	5	18.0					29.0		100	
2 - 3	71	1	4	1	5.8	4	16	6	25.2					31.1		103	
3 - 4	77	1	4		4.6	3	19	4	23.9	1			.9	29.4		109	
4 - 5	76	1	3		3.4	4	28	4	30.8			1	.9	35.0		117	
5 - 6	63		4		4.3	3	18	3	25.8			2	2.2	32.3		93	
6 - 7	51		4		5.0	5	17	3	31.3					36.3		80	
7 - 8	56	1	1		2.2	1	24	3	31.5		2	1	3.4	37.1		89	
8 - 9	39		6		10.7		9	2	19.6					30.4		56	
9 - 10	29		2		4.9		10		24.4					29.3		41	
10 - 11	25	1			2.8		7	2	25.0					27.8	1	36	
11 - 12	19		2		7.1		6		21.4			1	3.6	32.1		28	
AM TOTAL	163	1	12	1	2.5	9	34	19	10.9	1		5	1.1	14.4	325	570	
PM TOTAL	652	8	45	2	5.7	29	178	34	25.2	1	2	6	.9	31.8	1	958	
DAY TOTAL	815	9	57	3	4.5	38	212	53	19.8	2	2	11	1.0	25.3	326	1528	
														2-AXLE EQUIVALENT		2026	

HOLE
IN THE
TUBE

STATE OF WASHINGTON - DEPARTMENT OF TRANSPORTATION
 TRIP SYSTEM
 HOURLY TRAFFIC CLASSIFICATION SUMMARY

SR 005 Q501201 MP 000.35 OFF SYSTEM ID. LEG 2 DIRECTION OF TRAFFIC NORTHBOUND LANE 2 OF 2
 COUNT IDENTIFIER 19-001 COUNTER NUMBER 281944 DESCRIPTION: ON SR 5 NB ON RAMP FROM SR 502/REST AREA

07-11-19 THURSDAY		CARS PICKUPS	SINGLE UNITS				SINGLE UNIT %	DOUBLE UNITS			DOUBLE UNIT %	TRAINS			TRAIN %	TRUCK %	CLASS UNKNOWN	TOTAL VEHICLES
AM HOURS	BUS		MED	HVY	4+	4-		5	6+	5-		6	7+					
12 - 1		11		1			7.1		2		14.3				21.4		14	
1 - 2		10		1			7.7		2		15.4				23.1		13	
2 - 3		5							1	1	28.6				28.6		7	
3 - 4		5						1	4	1	54.5				54.5		11	
4 - 5		11		1			6.3		2		12.5		1	1	12.5		16	
5 - 6		12		1		1	8.0	1	7	3	44.0				52.0		25	
6 - 7		22		3			7.3		11	3	34.1		1	1	4.9		41	
7 - 8		15	2	3	3		20.0	1	12	5	32.5	1		3	10.0		40	
8 - 9		35	1	2	2		8.2	7	9	4	32.8		1		1.6		61	
9 - 10		54	2	2	1		5.3	12	18	5	37.2						42.6	
10 - 11		88	2	8	1		8.9	4	16	3	18.5			2	1.6		29.0	
11 - 12		102	1	8			6.3	10	19	4	22.9						29.2	
PM HOURS																		
12 - 1		93		2	2		3.2	6	16	1	18.5	2		2	3.2		25.0	
1 - 2		104	2	12	1		10.3	3	17	7	18.5						28.8	
2 - 3		85	4	5	1		8.3	2	16	6	19.8			2	1.7		29.8	
3 - 4		78		4			4.3	2	8	1	11.7				1.1		17.0	
4 - 5		70	1	3			4.0	7	14	4	25.0		1		1.0		30.0	
5 - 6		74	1	2			3.3	1	12	2	16.3						19.6	
6 - 7		51		3			3.6	4	17	8	34.9						38.6	
7 - 8		74		4	2		5.1	5	31	2	32.2						37.3	
8 - 9		51	1	4			6.2	2	22	1	30.9						37.0	
9 - 10		32		1	1		4.8	1	7		19.0						23.8	
10 - 11		29		2			4.9		10		24.4						29.3	
11 - 12		26	1	1	1		7.9	1	5	2	21.1	1			2.6		31.6	
AM TOTAL		370	8	30	7	1	7.8	36	103	24	27.6	1	3	7	1.9		37.3	
PM TOTAL		767	10	43	8		5.6	34	175	34	22.5	3	2	4	.8		29.0	
DAY TOTAL		1137	18	73	15	1	6.4	70	278	58	24.3	4	5	11	1.2		31.9	
																	2-AXLE EQUIVALENT	2325

STATE OF WASHINGTON - DEPARTMENT OF TRANSPORTATION
 TRIP SYSTEM
 HOURLY TRAFFIC CLASSIFICATION SUMMARY

SR 005 Q501201 MP 000.35 OFF SYSTEM ID. LEG 2 DIRECTION OF TRAFFIC NORTHBOUND LANE 2 OF 2
 COUNT IDENTIFIER 19-001 COUNTER NUMBER 281944 DESCRIPTION: ON SR 5 NB ON RAMP FROM SR 502/REST AREA

07-12-19 FRIDAY AM HOURS	CARS PICKUPS	BUS	SINGLE UNITS			SINGLE UNIT %	DOUBLE UNITS			DOUBLE UNIT %	TRAINS			TRAIN %	TRUCK %	CLASS UNKNOWN	TOTAL VEHICLES
			MED	HVY	4+		4-	5	6+		5-	6	7+				
12 - 1	20	1				3.2	2	8		32.3					35.5		31
1 - 2	15		1			5.0		3	1	20.0					25.0		20
2 - 3	6	1				8.3		4	1	41.7					50.0		12
3 - 4	7						1	1	1	27.3		1		9.1	36.4		11
4 - 5	8	1				5.6		4	4	44.4			1	5.6	55.6		18
5 - 6	9		2	3		20.0	1	7	2	40.0	1			4.0	64.0		25
6 - 7	16	1	2			11.5		3	4	26.9					38.5		26
7 - 8																	
8 - 9																	
9 - 10																	
10 - 11																	
11 - 12																	
PM HOURS																	
12 - 1																	
1 - 2																	
2 - 3																	
3 - 4																	
4 - 5																	
5 - 6																	
6 - 7																	
7 - 8																	
8 - 9																	
9 - 10																	
10 - 11																	
11 - 12																	
AM TOTAL	81	4	5	3		8.4	4	30	13	32.9	1	1	1	2.1	43.4		143
PM TOTAL																	
DAY TOTAL	81	4	5	3		8.4	4	30	13	32.9	1	1	1	2.1	43.4	2-AXLE EQUIVALENT	143 226

STATE OF WASHINGTON - DEPARTMENT OF TRANSPORTATION
 TRIPS SYSTEM
 HOURLY TRAFFIC CLASSIFICATION SUMMARY

SR 005 Q501201 MP 000.35 OFF SYSTEM ID. LEG 2 DIRECTION OF TRAFFIC NORTHBOUND LANE 12 OF 2
 COUNT IDENTIFIER 19-001 COUNTER NUMBER 281944 DESCRIPTION: ON SR 5 NB ON RAMP FROM SR 502/REST AREA

07-08-19 MONDAY		CARS PICKUPS	SINGLE UNITS				SINGLE UNIT %	DOUBLE UNITS			DOUBLE UNIT %	TRAINS			TRAIN %	TRUCK %	CLASS UNKNOWN	TOTAL VEHICLES
AM HOURS			BUS	MED	HVY	4+		4-	5	6+		5-	6	7+				
12 - 1																		
1 - 2																		
2 - 3																		
3 - 4																		
4 - 5																		
5 - 6																		
6 - 7																		
7 - 8																		
8 - 9																		
9 - 10																		
10 - 11																		
11 - 12																		
PM HOURS																		
12 - 1																		
1 - 2																		
2 - 3																		
3 - 4		268	4	21	2	1	8.3	5	16	10	9.2	1	10	3.3	20.7		338	
4 - 5		298	3	12			4.4	7	6	13	7.6	1	2	.9	12.9		342	
5 - 6		300		18			5.3	2	12	5	5.6				11.0		337	
6 - 7		237		16	1		6.2	6	8	7	7.6				13.8		275	
7 - 8		183		13	2		7.1	2	7	2	5.2		1	.5	12.9		210	
8 - 9		134	1	12			8.2		11	1	7.5				15.7		159	
9 - 10		98	1	4			4.5	3	4	1	7.2				11.7		111	
10 - 11		76	1	4			5.8	2	2	1	5.8				11.6		86	
11 - 12		61		3	1		5.9		3		4.4				10.3		68	

AM TOTAL																		
PM TOTAL		1655	10	103	6	1	6.2	27	69	40	7.1	1	13	.8	14.1		1926	
DAY TOTAL		1655	10	103	6	1	6.2	27	69	40	7.1	1	13	.8	14.1		1926	
															2-AXLE EQUIVALENT		2177	

STATE OF WASHINGTON - DEPARTMENT OF TRANSPORTATION
 TRIP SYSTEM
 HOURLY TRAFFIC CLASSIFICATION SUMMARY

SR 005 Q501201 MP 000.35 OFF SYSTEM ID. LEG 2 DIRECTION OF TRAFFIC NORTHBOUND LANE 12 OF 2
 COUNT IDENTIFIER 19-001 COUNTER NUMBER 281944 DESCRIPTION: ON SR 5 NB ON RAMP FROM SR 502/REST AREA

07-09-19 TUESDAY AM HOURS	CARS PICKUPS	SINGLE UNITS				SINGLE UNIT %	DOUBLE UNITS			DOUBLE UNIT %	TRAINS			TRAIN %	TRUCK %	CLASS UNKNOWN	TOTAL VEHICLES
		BUS	MED	HVY	4+		4-	5	6+		5-	6	7+				
12 - 1	30	1				2.6	1	5	1	18.4					21.1		38
1 - 2	21	1				4.0		3		12.0					16.0		25
2 - 3	21		2			7.4		2	1	11.1	1			3.7	22.2		27
3 - 4	22	1	3			13.8	1	1		6.9		1		3.4	24.1		29
4 - 5	61	2		1		4.2	1	6		9.7			1	1.4	15.3		72
5 - 6	108	1	14			11.0	1	6	3	7.4			3	2.2	20.6		136
6 - 7	207	1	23			9.4	4	13	5	8.7			1	.4	18.5		254
7 - 8	187	2	31	6		14.9	7	15	3	9.5	2		9	4.2	28.6		262
8 - 9	166	2	14	1		7.8	5	15	12	14.6			4	1.8	24.2		219
9 - 10	162	1	20	3		10.1	4	20	13	15.6			14	5.9	31.6		237
10 - 11	213	3	23	3		9.9	13	19	9	14.0			9	3.4	27.3		293
11 - 12	229	7	21	2		9.7	9	19	12	13.0	1	1	7	2.9	25.6		308
PM HOURS																	
12 - 1	249	4	33	4		12.0	12	16	11	11.4		1	12	3.8	27.2		342
1 - 2	207	3	15	1		7.2	12	9	4	9.5	3		10	4.9	21.6		264
2 - 3	238	5	28	4		11.8	7	11	8	8.3	1		11	3.8	24.0		313
3 - 4	265	2	21	2		7.7	8	13	3	7.4	1		8	2.8	18.0		323
4 - 5	304	2	18	2		6.2	7	15	4	7.3			5	1.4	14.8		357
5 - 6	289	2	27			8.6	2	13	3	5.4					14.0		336
6 - 7	253	3	11	3		5.8	3	12	1	5.5	3		1	1.4	12.7		292
7 - 8	140	11	6	3	1	9.0	4	12	4	8.6	2			.9	18.5	50	233
8 - 9	5	5	1	1		3.9	2	1	1	2.2		1		.6	6.7	163	180
9 - 10	1	1				.8	1	1		1.6					2.3	125	129
10 - 11							1			1.1					1.1	92	93
11 - 12																50	50
AM TOTAL	1427	22	151	16		9.9	46	124	59	12.1	2	5	48	2.9	24.9		1900
PM TOTAL	1951	38	160	20	1	7.5	59	103	39	6.9	10	2	47	2.0	16.4	482	2912
DAY TOTAL	3378	60	311	36	1	8.5	105	227	98	8.9	12	7	95	2.4	19.8	482	4812
															2-AXLE EQUIVALENT		5742

BAD CLASS
7+ HIGH

HOLE IN THE TUBE

STATE OF WASHINGTON - DEPARTMENT OF TRANSPORTATION
 TRIPS SYSTEM
 HOURLY TRAFFIC CLASSIFICATION SUMMARY

SR 005 Q501201 MP 000.35 OFF SYSTEM ID. LEG 2 DIRECTION OF TRAFFIC NORTHBOUND LANE 12 OF 2
 COUNT IDENTIFIER 19-001 COUNTER NUMBER 281944 DESCRIPTION: ON SR 5 NB ON RAMP FROM SR 502/REST AREA

07-10-19 WEDNESDAY AM HOURS	CARS PICKUPS	BUS	SINGLE MED	UNITS HVY 4+	SINGLE UNIT %	DOUBLE 4- 5 6+	DOUBLE UNIT %	TRAINS 5- 6 7+	TRAIN %	TRUCK %	CLASS UNKNOWN	TOTAL VEHICLES
12 - 1											40	40
1 - 2											25	25
2 - 3											20	20
3 - 4											25	25
4 - 5											72	72
5 - 6											126	126
6 - 7											221	221
7 - 8											230	230
8 - 9											219	219
9 - 10	1							1	.4	.4	247	249
10 - 11	187		7	1	2.9	5 19 14	13.6	1	3.6	20.1	36	279
11 - 12	231	1	19	4	7.9	8 16 12	11.9	1 1 10	3.6	23.5		302
PM HOURS												
12 - 1	247	3	13	2	5.9	8 16 5	9.5		3.3	18.8		304
1 - 2	256	2	15	1	5.9	10 9 7	8.5		2.3	16.6		307
2 - 3	240	2	8	6	5.6	7 16 8	10.8			16.4		287
3 - 4	292	2	12	4	5.2	4 20 7	8.9	1 1 4	1.7	15.9		347
4 - 5	299	1	10	1	3.4	7 28 9	12.3		.6	16.2		357
5 - 6	318		13		3.6	4 19 3	7.2		.6	11.4		359
6 - 7	244		13		4.6	5 17 3	8.9			13.5		282
7 - 8	178	1	6		3.2	2 24 3	13.4	2 1	1.4	18.0		217
8 - 9	149		7		4.2	9 2	6.6			10.8		167
9 - 10	113		3		2.3	1 11	9.4			11.7		128
10 - 11	81	1		1	2.1	1 7 2	10.6			12.8	1	94
11 - 12	64		4		5.3	7	9.2		1	1.3		76
AM TOTAL	419	1	26	5	1.8	13 35 26	4.1	1 1 20	1.2	7.1	1261	1808
PM TOTAL	2481	12	104	15	4.5	49 183 49	9.6	1 3 27	1.1	15.1	1	2925
DAY TOTAL	2900	13	130	20	3.4	62 218 75	7.5	2 4 47	1.1	12.1	1262	4733
										2-AXLE EQUIVALENT		5411

HOLE
IN
THE
TUBE

STATE OF WASHINGTON - DEPARTMENT OF TRANSPORTATION
 TRIP SYSTEM
 HOURLY TRAFFIC CLASSIFICATION SUMMARY

SR 005 Q501201 MP 000.35 OFF SYSTEM ID. LEG 2 DIRECTION OF TRAFFIC NORTHBOUND LANE 12 OF 2
 COUNT IDENTIFIER 19-001 COUNTER NUMBER 281944 DESCRIPTION: ON SR 5 NB ON RAMP FROM SR 502/REST AREA

07-11-19 THURSDAY		CARS PICKUPS	SINGLE UNITS				SINGLE UNIT %	DOUBLE UNITS			DOUBLE UNIT %	TRAINS			TRAIN %	TRUCK %	CLASS UNKNOWN	TOTAL VEHICLES
AM HOURS	BUS		MED	HVY	4+	4-		5	6+	5-		6	7+					
12 - 1		28		3			9.1		2		6.1				15.2		33	
1 - 2		20		1			4.3		2		8.7				13.0		23	
2 - 3		16			1		5.0		1	2	15.0				20.0		20	
3 - 4		24			1		3.1	1	4	2	21.9				25.0		32	
4 - 5		62		2			2.8	1	4	1	8.3		1	1	2.8		72	
5 - 6		108	1	5		1	5.2	2	8	7	12.7			2	1.5		134	
6 - 7		203		16	3	1	7.9	1	12	4	7.1		1	1	.8		241	
7 - 8		223	2	13	4		7.1	9	14		8.6	1		3	1.5		269	
8 - 9		167	1	13	6		9.2	10	11	7	12.9		1	1	.9		217	
9 - 10		206	2	9	4		5.8	12	20	5	14.3						258	
10 - 11		243	3	18	5		8.6	7	18	4	9.6		1	2	1.0		301	
11 - 12		252	1	22	3		8.2	12	20	6	12.0						316	
PM HOURS																		
12 - 1		267	1	14	2		5.4	7	17	3	8.5	2		3	1.6		316	
1 - 2		277	2	28	3		9.5	6	19	9	9.8		1	1	.6		346	
2 - 3		270	4	15	1		6.2	7	17	6	9.3			2	.6	1	323	
3 - 4		280		15	1		5.1	5	9	2	5.1		1	2	1.0		315	
4 - 5		329	1	15	3		4.9	7	14	7	7.3		1	7	2.1		384	
5 - 6		353	2	8	4		3.6	7	12	2	5.4			1	.3		389	
6 - 7		265		13	1		4.5	7	17	8	10.3						311	
7 - 8		199		9	4		5.2	5	31	2	15.2						250	
8 - 9		161	1	6			3.6	3	22	1	13.4						194	
9 - 10		126		4	1		3.6	2	7		6.4						140	
10 - 11		107		4			3.3		11		9.0						122	
11 - 12		79	1	1	1		3.2	2	6	2	10.8	1			1.1		93	
AM TOTAL		1552	10	102	27	1	7.3	55	116	38	10.9	1	4	10	.8		1916	
PM TOTAL		2713	12	132	21		5.2	58	182	42	8.9	3	3	16	.7	1	3183	
DAY TOTAL		4265	22	234	48	1	6.0	113	298	80	9.6	4	7	26	.7	1	5099	
																	2-AXLE EQUIVALENT	5929

STATE OF WASHINGTON - DEPARTMENT OF TRANSPORTATION
TRIP SYSTEM
HOURLY TRAFFIC CLASSIFICATION SUMMARY

SR 005 Q501201 MP 000.35 OFF SYSTEM ID. LEG 2 DIRECTION OF TRAFFIC NORTHBOUND LANE 12 OF 2
COUNT IDENTIFIER 19-001 COUNTER NUMBER 281944 DESCRIPTION: ON SR 5 NB ON RAMP FROM SR 502/REST AREA

07-12-19		CARS PICKUPS		SINGLE UNITS				SINGLE UNIT %			DOUBLE UNITS			DOUBLE UNIT %		TRAINS			TRAIN %	TRUCK %	CLASS UNKNOWN	TOTAL VEHICLES
FRIDAY	AM HOURS	BUS	MED	HVY	4+	4-	5	6+	5-	6	7+	%	%	5-	6	7+	%	%				
12 - 1	38	1				2	8					20.4								22.4	49	
1 - 2	30		2				4	1				13.5								18.9	37	
2 - 3	19	1	1				4	2				22.2								29.6	27	
3 - 4	27					1	1	2			1	12.5					3.1			15.6	32	
4 - 5	60	2	1				5	4				12.3					1.4			17.8	73	
5 - 6	86	1	7	3		2	10	5			1	14.5					2.6			26.5	117	
6 - 7	174	1	15				3	5				4.0								12.1	198	
7 - 8																						
8 - 9																						
9 - 10																						
10 - 11																						
11 - 12																						
PM HOURS																						
12 - 1																						
1 - 2																						
2 - 3																						
3 - 4																						
4 - 5																						
5 - 6																						
6 - 7																						
7 - 8																						
8 - 9																						
9 - 10																						
10 - 11																						
11 - 12																						
AM TOTAL	434	6	26	3		6.6	5	35	19		11.1			1	1	3		.9	18.6		533	
PM TOTAL																						
DAY TOTAL	434	6	26	3		6.6	5	35	19		11.1			1	1	3		.9	18.6		533	
																				2-AXLE EQUIVALENT	641	

07-08-19 THRU 07-12-19

AVERAGE WEEKDAY CLASSIFICATION VOLUMES		CARS PICKUPS		SINGLE UNITS				SINGLE UNIT %			DOUBLE UNITS			DOUBLE UNIT %		TRAINS			TRAIN %	TRUCK %	CLASS UNKNOWN	TOTAL VEHICLES
AVG WEEKDAY VOLUME	88	BUS	MED	HVY	4+	4-	5	6+	5-	6	7+	%	%	5-	6	7+	%	%				
3514	32	225	35	1	6.0	93	248	84	8.7	6	6	56	0.73	16.34	1	582				4881		
4265	22	234	48	1	5.98	113	298	80	9.63	4	7	26	1.4	16.1	1	5695				5099		
TOTAL HOURS FOR COUNT	5 DAYS	FACTOR GROUP R109																				
AVG WEEKDAY VOL	4881 X SEASONAL ADJ.	FACTOR 0.9300 = ESTIMATED AVG DAILY TRAFFIC																				
5099		7.63																		4742	0.8600	
PEAK HOUR PERCENTAGES:	K = 7.97	D = 100.00	T = 9.25																			
PEAK HOUR LOCATION :	VOLUME = 389	DATE: 07/11/19	TIME: 05:00 PM																			

NOTE: ONE DAY



Interval 60 min. 15 min.
 Binned(CL/SP) Count(volume)
Lane No 1 2

10F3

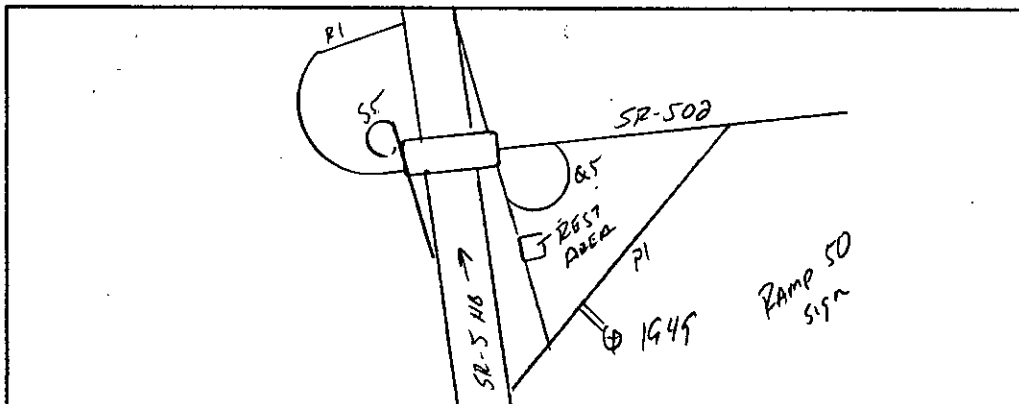
Direction Channel 1 _____
Direction Channel 2 _____
Unique ID# _____

Counter No. 281949 Count ID 19-001
SR 5 RRT/RRQ P1 01039 MP 0.00
Leg 2 Direction NB OSID _____

Station Description ON SR 5 NB OFF RAMP TO SR 502 / REST AREA

Date	Day	Time	Comments
7/8/19	2	13:53	Manual (1) <u>2</u> (2) _____ SET COUNTER SS/JH 6.4v Counter (1) <u>2</u> (2)
7/9/19	3	8:39	Manual (1) <u>30</u> (2) _____ CHECK COUNTER SS/JH 6.7v Counter (1) <u>30</u> (2)
7/10/19	4	9:57	Manual (1) <u>17</u> (2) _____ CHECK COUNTER SS/JH 6.7v Counter (1) <u>17</u> (2)
7/11/19	5	9:45	Manual (1) <u>22</u> (2) _____ CHECK COUNTER SS/JH 6.8v Counter (1) <u>22</u> (2)
7/12/19	6	<i>7:31</i>	Manual (1) <u>1</u> (2) _____ P/U COUNTER SS/JH Counter (1) <u>1</u> (2) <i>6.7v</i>

Sketch



North

JH

Field Person

Interval 60 min. 15 min.
 Binned(CL/SP) Count(volume)
Lane No 1 2

2 OF 3

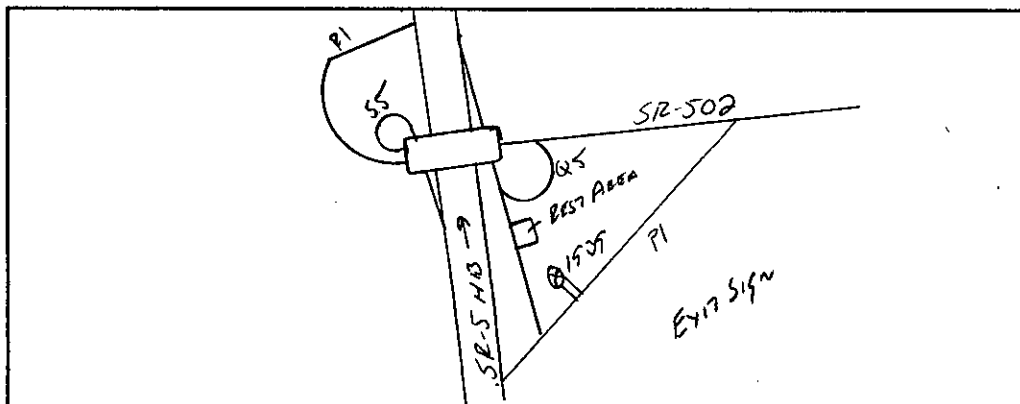
Direction Channel 1 _____
Direction Channel 2 _____
Unique ID# _____

Counter No. 281939 Count ID 19-001
SR 5 RRT/RRQ P1 01039 MP 0.00
Leg 2 Direction NB OSID _____

Station Description ON SR 5 NB OFF RAMP TO SR 502 / REST AREA

Date	Day	Time	Comments
7/8/19	2	13:59	Manual (1) <u>2</u> (2) _____ SET COUNTER SS/JH 6.3v Counter (1) <u>2</u> (2) _____
7/9/19	3	8:38	Manual (1) <u>1</u> (2) _____ CHECK COUNTER SS/JH 6.5v Counter (1) <u>1</u> (2) _____
7/10/19	4	9:57	Manual (1) <u>1</u> (2) _____ CHECK COUNTER SS/JH 6.6v SV Counter (1) <u>1</u> (2) _____
7/11/19	5	9:46	Manual (1) <u>2</u> (2) _____ CHECK COUNTER SS/JH 7.2v Counter (1) <u>2</u> (2) _____
7/12/19	6	<i>7:33</i>	Manual (1) <u>1</u> (2) _____ P/U COUNTER SS/JH Counter (1) <u>1</u> (2) _____ <i>66y</i>

Sketch



JH
Field Person

Interval 60 min. 15 min.
 Binned(CL/SP) Count(volume)
Lane No 1 2

3 of 3

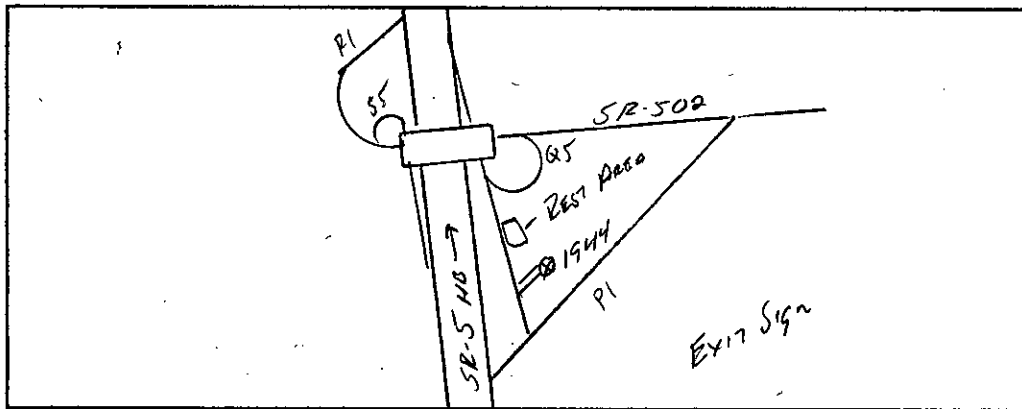
Direction Channel 1 _____
Direction Channel 2 _____
Unique ID# _____

Counter No. 281944 Count ID 19-001
SR 5 RRT/RRQ P1 01039 MP 0.00
~~0.54~~
Leg 2x Direction NB OSID _____

Station Description _ ON SR 5 NB EXIT TO REST AREA / SR 502

Date	Day	Time	Comments
7/8/19	2	14:04	Manual (1) <u>2</u> (2) _____ SET COUNTER SS/JH 6.4v Counter (1) <u>2</u> (2) _____
7/9/19	3	8:39	Manual (1) <u>6</u> (2) _____ CHECK COUNTER SS/JH 6.7v Counter (1) <u>6</u> (2) _____
7/10/19	4	9:58	Manual (1) <u>2</u> (2) _____ CHECK COUNTER SS/JH 6.7v Counter (1) <u>2</u> (2) _____ WATER IN TUBE 2, FIXED AT 10:03.
7/11/19	5	9:46	Manual (1) <u>4</u> (2) _____ CHECK COUNTER SS/JH 7.0v Counter (1) <u>4</u> (2) _____
7/12/19	6	7:30	Manual (1) <u>1</u> (2) _____ P/U COUNTER SS/JH Counter (1) <u>1</u> (2) _____

Sketch



JH
Field Person

STATE OF WASHINGTON - DEPARTMENT OF TRANSPORTATION
 TRIPS SYSTEM
 HOURLY TRAFFIC CLASSIFICATION SUMMARY

SR 005 P101039 MP 000.00 OFF SYSTEM ID. LEG 2 DIRECTION OF TRAFFIC NORTHBOUND LANE 1 OF 3
 COUNT IDENTIFIER 19-001 COUNTER NUMBER 281949 DESCRIPTION: ON SR 5 NB OFF RAMP TO SR 502/REST AREA

07-08-19

MONDAY AM HOURS	CARS PICKUPS	SINGLE UNITS				SINGLE UNIT %	DOUBLE UNITS			DOUBLE UNIT %	TRAINS			TRAIN %	TRUCK %	CLASS UNKNOWN	TOTAL VEHICLES
		BUS	MED	HVY	4+		4-	5	6+		5-	6	7+				
12 - 1																	
1 - 2																	
2 - 3																	
3 - 4																	
4 - 5																	
5 - 6																	
6 - 7																	
7 - 8																	
8 - 9																	
9 - 10																	
10 - 11																	
11 - 12																	
PM HOURS																	
12 - 1																	
1 - 2																	
2 - 3	457	1	21	6	1	5.8	5	4	6	3.0		2	.4	9.1		503	
3 - 4	573	2	22	1		4.1	4	3	3	1.6		1	.2	5.9		609	
4 - 5	693		29	1		4.1	2		3	.7				4.8		728	
5 - 6	667		21	4		3.6	2	4	2	1.1				4.7		700	
6 - 7	498		18			3.5	2	2	1	1.0				4.4		521	
7 - 8	336		12	1		3.7	2	1	1	1.1				4.8		353	
8 - 9	288		6			2.0	2	1		1.0				3.0		297	
9 - 10	164		5			2.9	1	2		1.7				4.7		172	
10 - 11	134		1			.7		1		.7				1.5		136	
11 - 12	93		5			4.8	2	1	4	6.7				11.4		105	

AM TOTAL																	
PM TOTAL	3903	3	140	13	1	3.8	22	19	20	1.5		3	.1	5.4		4124	
DAY TOTAL	3903	3	140	13	1	3.8	22	19	20	1.5		3	.1	5.4		4124	
														2-AXLE EQUIVALENT		4230	

STATE OF WASHINGTON - DEPARTMENT OF TRANSPORTATION
 TRIP SYSTEM
 HOURLY TRAFFIC CLASSIFICATION SUMMARY

SR 005 P101039 MP 000.00 OFF SYSTEM ID. LEG 2 DIRECTION OF TRAFFIC NORTHBOUND LANE 1 OF 3
 COUNT IDENTIFIER 19-001 COUNTER NUMBER 281949 DESCRIPTION: ON SR 5 NB OFF RAMP TO SR 502/REST AREA

07-09-19		CARS PICKUPS	SINGLE UNITS				SINGLE UNIT %	DOUBLE UNITS			DOUBLE UNIT %	TRAINS			TRAIN %	TRUCK %	CLASS UNKNOWN	TOTAL VEHICLES
TUESDAY	AM HOURS		BUS	MED	HVY	4+		4-	5	6+		5-	6	7+				
12 - 1		55		2			3.4		1	1					6.8		59	
1 - 2		25	1				3.4		2	1					13.8		29	
2 - 3		34		1			2.4		5	2					19.0		42	
3 - 4		29		1			3.1		2						9.4		32	
4 - 5		20			2		8.0		3						20.0		25	
5 - 6		85		1			1.2								1.2		86	
6 - 7		156		7	7		7.9	1	5	2					12.4		178	
7 - 8		204		11	1	1	5.8	2	2	1				.4	8.5		223	
8 - 9		237	2	24	1	1	9.7	5	1	6				.4	14.4		277	
9 - 10		240	1	17	3		7.7	5	2	3					11.4		271	
10 - 11		256	1	20	3		8.3	4	4	1				.3	11.7		290	
11 - 12		299	3	20	1		7.2	2	4	4					10.2		333	
PM HOURS																		
12 - 1		357	2	8	1	1	3.2		3	2					4.5		374	
1 - 2		369		13	6		4.7	4	6	6					8.7		404	
2 - 3		426	2	22	3		5.8	6	1	2				.6	8.4		465	
3 - 4		578		16	3		3.1	4	5	5				.2	5.6		612	
4 - 5		674	2	30	5	1	5.3	2	2	3					6.0		717	
5 - 6		684		32	1		4.6	5		2					5.5		724	
6 - 7		525		23	1		4.3	4		1					5.2		554	
7 - 8		392		12			2.9		3						3.7		407	
8 - 9		310	1	5	1		2.2	1	2						3.1		320	
9 - 10		207		4			1.9	1							2.4		212	
10 - 11		125		1			.8		1						1.6		127	
11 - 12		105		1			.9		1	1					2.8		108	
AM TOTAL		1640	8	104	18	1	7.1	19	31	21					11.1		1845	
PM TOTAL		4752	7	167	21	2	3.9	27	22	22					5.4		5024	
DAY TOTAL		6392	15	271	39	3	4.8	46	53	43					6.9		6869	
																	2-AXLE EQUIVALENT	7121

STATE OF WASHINGTON - DEPARTMENT OF TRANSPORTATION
TRIPS SYSTEM
HOURLY TRAFFIC CLASSIFICATION SUMMARY

SR 005 P101039 MP 000.00

OFF SYSTEM ID.

LEG 2

DIRECTION OF TRAFFIC NORTHBOUND

LANE 1 OF 3

COUNT IDENTIFIER 19-001

COUNTER NUMBER 281949

DESCRIPTION: ON SR 5 NB OFF RAMP TO SR 502/REST AREA

07-10-19 WEDNESDAY AM HOURS	CARS PICKUPS	SINGLE UNITS				SINGLE UNIT %	DOUBLE UNITS			DOUBLE UNIT %	TRAINS			TRAIN %	TRUCK %	CLASS UNKNOWN	TOTAL VEHICLES	
		BUS	MED	HVY	4+		4-	5	6+		5-	6	7+					
12 - 1	53		2			3.6		1		1.8					5.4		56	
1 - 2	28	1				3.1		2	1	9.4					12.5		32	
2 - 3	31	1	1			5.4	1	1	2	10.8					16.2		37	
3 - 4	23		2			6.3		6	1	21.9					28.1		32	
4 - 5	25		1	1		6.9		2		6.9					13.8		29	
5 - 6	71		3			4.0		1		1.3					5.3		75	
6 - 7	140	1	9	2		7.4	2	2	6	6.2					13.6		162	
7 - 8	195	1	18	2	1	9.9	3	1	1	2.3					12.2		222	
8 - 9	235	3	16	3		8.2	2	2	6	3.7					12.0		267	
9 - 10	209	1	17	2		8.3	7	2	3	5.0					13.3		241	
10 - 11	248	2	10	3		5.6		3	3	2.2			1		8.1		270	
11 - 12	243	1	15	3	1	7.4	3		4	2.6					9.9	2	272	
PM HOURS																		
12 - 1	304	1	11	4	1	5.1	5	3	3	3.3			1		.3		333	
1 - 2	374	2	14	4	2	5.4	1	5	5	2.7	1	1			.5		409	
2 - 3	427		21	2		4.9	3	4	4	2.4			4		.9		465	
3 - 4	583	1	29	8		6.0	2	1	4	1.1			1		.2		629	
4 - 5	736		29	1		3.9	4	1	3	1.0					4.9		774	
5 - 6	700		32	1		4.5	3	2		.7					5.1		738	
6 - 7	536		17	1		3.2	5	1		1.1					4.3		560	
7 - 8	409		15			3.5		2	1	.7					4.2		427	
8 - 9	303	1	8			2.9	1			.3					3.2		313	
9 - 10	230		2			.9		1		.4					1.3		233	
10 - 11	145	1	1			1.4									1.4		147	
11 - 12	88		2			2.2		1		1.1					3.3		91	
AM TOTAL	1501	11	94	16	2	7.3	18	23	27	4.0			1		.1	11.3	2	1695
PM TOTAL	4835	6	181	21	3	4.1	24	21	20	1.3	1	1	6		.2	5.5		5119
DAY TOTAL	6336	17	275	37	5	4.9	42	44	47	2.0	1	1	7		.1	7.0	2	6814
																2-AXLE EQUIVALENT		7061

STATE OF WASHINGTON - DEPARTMENT OF TRANSPORTATION
 TRIPS SYSTEM
 HOURLY TRAFFIC CLASSIFICATION SUMMARY

SR 005 P101039 MP 000.00 OFF SYSTEM ID. LEG 2 DIRECTION OF TRAFFIC NORTHBOUND LANE 1 OF 3
 COUNT IDENTIFIER 19-001 COUNTER NUMBER 281949 DESCRIPTION: ON SR 5 NB OFF RAMP TO SR 502/REST AREA

THURSDAY AM HOURS	CARS PICKUPS	SINGLE UNITS				4+	SINGLE UNIT %	DOUBLE UNITS			DOUBLE UNIT %	TRAINS			TRAIN %	TRUCK %	CLASS UNKNOWN	TOTAL VEHICLES
		BUS	MED	HVY				4-	5	6+		5-	6	7+				
12 - 1	56		2			3.4			1	1.7					5.1		59	
1 - 2	35	1	1			5.1	1	1		5.1					10.3		39	
2 - 3	32		2			5.3	1	3		10.5					15.8		38	
3 - 4	24			1		3.6		2	1	10.7					14.3		28	
4 - 5	21			1		4.2		2		8.3					12.5		24	
5 - 6	72		5	1		7.7									7.7		78	
6 - 7	131	2	10	2		9.0	2	3	5	6.5					15.5		155	
7 - 8	221	1	10	2		5.4	2	4	2	3.3					8.7		242	
8 - 9	223	2	13			6.0	3	4	5	4.8			1	.4	11.2		251	
9 - 10	229	2	14			6.3	2	3	3	2.4					8.7	1	252	
10 - 11	310	2	14	2		5.3	2	3	4	2.7					8.0		337	
11 - 12	315	1	17	1		5.4	3	6	5	4.0			1	.3	9.7		349	
PM HOURS																		
12 - 1	371	3	16	3	1	5.7	2	3	3	2.0		1		.2	7.9		403	
1 - 2	387	1	28	1		6.8	2	9	8	4.3			2	.5	11.6		438	
2 - 3	451	1	16	4		4.3	6	3	4	2.7			3	.6	7.6		488	
3 - 4	610		17	1		2.8	2	3	4	1.4			3	.5	4.7		640	
4 - 5	702		23	1		3.3	1	2	4	1.0					4.2		733	
5 - 6	672	1	30	1		4.5	4	2	1	1.0					5.5		711	
6 - 7	526		21			3.8	3	2		.9					4.7		552	
7 - 8	403		13			3.1	2	1		.7					3.8		419	
8 - 9	312		8	1		2.8	1	1	1	.9					3.7		324	
9 - 10	275		7			2.5		3		1.1					3.5		285	
10 - 11	181		6			3.1	4	1		2.6					5.7		192	
11 - 12	174		3			1.7		1	1	1.1					2.8		179	
AM TOTAL	1669	11	88	10		5.9	14	31	26	3.8				.1	9.8	1	1852	
PM TOTAL	5064	6	188	12	1	3.9	27	31	26	1.6		1	8	.2	5.6		5364	
DAY TOTAL	6733	17	276	22	1	4.4	41	62	52	2.1		1	10	.2	6.7	1	7216	
															2-AXLE EQUIVALENT		7493	

STATE OF WASHINGTON - DEPARTMENT OF TRANSPORTATION
 T R I P S S Y S T E M
 HOURLY TRAFFIC CLASSIFICATION SUMMARY

SR 005 P101039 MP 000.00 OFF SYSTEM ID. LEG 2 DIRECTION OF TRAFFIC NORTHBOUND LANE 1 OF 3
 COUNT IDENTIFIER 19-001 COUNTER NUMBER 281949 DESCRIPTION: ON SR 5 NB OFF RAMP TO SR 502/REST AREA

07-12-19		CARS PICKUPS	SINGLE UNITS				SINGLE UNIT %	DOUBLE UNITS			DOUBLE UNIT %	TRAINS			TRAIN %	TRUCK %	CLASS UNKNOWN	TOTAL VEHICLES
FRIDAY	AM HOURS		BUS	MED	HVY	4+		4-	5	6+		5-	6	7+				
	12 - 1	75		3			3.8								3.8		78	
	1 - 2	39		2	1		6.7		2	1					13.3		45	
	2 - 3	33		1			2.6		4	1					15.4		39	
	3 - 4	28		3			9.4		1						12.5		32	
	4 - 5	25		2			7.4								7.4		27	
	5 - 6	64		4	1		6.8	2	2						12.3		73	
	6 - 7	132		13	2		9.6	3	2	4					15.4		156	
	7 - 8																	
	8 - 9																	
	9 - 10																	
	10 - 11																	
	11 - 12																	
	PM HOURS																	
	12 - 1																	
	1 - 2																	
	2 - 3																	
	3 - 4																	
	4 - 5																	
	5 - 6																	
	6 - 7																	
	7 - 8																	
	8 - 9																	
	9 - 10																	
	10 - 11																	
	11 - 12																	

AM TOTAL		396		28	4		7.1	5	11	6		4.9			12.0		450	
PM TOTAL																		
DAY TOTAL		396		28	4		7.1	5	11	6		4.9			12.0	2-AXLE EQUIVALENT	486	

STATE OF WASHINGTON - DEPARTMENT OF TRANSPORTATION
 TRIP SYSTEM
 HOURLY TRAFFIC CLASSIFICATION SUMMARY

SR 005 P101039 MP 000.00 OFF SYSTEM ID. LEG 2 DIRECTION OF TRAFFIC NORTHBOUND LANE 2 OF 3
 COUNT IDENTIFIER 19-001 COUNTER NUMBER 281939 DESCRIPTION: ON SR 5 NB OFF RAMP TO SR 502/REST AREA

07-08-19 MONDAY		CARS PICKUPS	SINGLE UNITS				SINGLE UNIT %	DOUBLE UNITS			DOUBLE UNIT %	TRAINS			TRAIN %	TRUCK %	CLASS UNKNOWN	TOTAL VEHICLES
AM HOURS	PM HOURS		BUS	MED	HVY	4+		4-	5	6+		5-	6	7+				
12 - 1																		
1 - 2																		
2 - 3																		
3 - 4																		
4 - 5																		
5 - 6																		
6 - 7																		
7 - 8																		
8 - 9																		
9 - 10																		
10 - 11																		
11 - 12																		
12 - 1																		
1 - 2																		
2 - 3		46		3		6.1								6.1			49	
3 - 4		38		1		2.5	1		2.5					5.0			40	
4 - 5		58															58	
5 - 6		52		2		3.7								3.7			54	
6 - 7		40		3		7.0								7.0			43	
7 - 8		21		1		4.5								4.5			22	
8 - 9		11														1	12	
9 - 10		7															7	
10 - 11		7															7	
11 - 12		6															6	

AM TOTAL																		
PM TOTAL		286		10		3.4	1		.3					3.7		1	298	
DAY TOTAL		286		10		3.4	1		.3					3.7		1	298	
														2-AXLE EQUIVALENT			299	

DOT-RN8505A-B

STATE OF WASHINGTON - DEPARTMENT OF TRANSPORTATION
 TRIP SYSTEM
 HOURLY TRAFFIC CLASSIFICATION SUMMARY

DATE 07/16/19
 TIME 07:42:14
 PAGE 7

SR 005 P101039 MP 000.00 OFF SYSTEM ID. LEG 2 DIRECTION OF TRAFFIC NORTHBOUND LANE 2 OF 3
 COUNT IDENTIFIER 19-001 COUNTER NUMBER 281939 DESCRIPTION: ON SR 5 NB OFF RAMP TO SR 502/REST AREA

07-09-19 TUESDAY		CARS PICKUPS	SINGLE UNITS				SINGLE UNIT %	DOUBLE UNITS			DOUBLE UNIT %	TRAINS			TRAIN %	TRUCK %	CLASS UNKNOWN	TOTAL VEHICLES	
AM HOURS			BUS	MED	HVY	4+		4-	5	6+		5-	6	7+					
12 - 1		2																2	
1 - 2		1																1	
2 - 3																			
3 - 4																			
4 - 5		2																2	
5 - 6		2																2	
6 - 7		1		3			75.0								75.0			4	
7 - 8		13																13	
8 - 9		11		2			15.4								15.4			13	
9 - 10		7																7	
10 - 11		12		1			7.7								7.7			13	
11 - 12		19		1			5.0								5.0			20	
PM HOURS																			
12 - 1		14		1			6.7								6.7			15	
1 - 2		20						1		4.8					4.8			21	
2 - 3		30		1			3.1								3.1	1		32	
3 - 4		42		2			4.4	1		2.2					6.7			45	
4 - 5		46		5			9.8								9.8			51	
5 - 6		54														3		57	
6 - 7		18																18	
7 - 8		21		3			12.5								12.5			24	
8 - 9		9														1		10	
9 - 10		8																8	
10 - 11		2																2	
11 - 12																			
AM TOTAL		70		7			9.1								9.1			77	
PM TOTAL		264		12			4.2	1	1	.7					4.9	5		283	
DAY TOTAL		334		19			5.3	1	1	.6					5.8	5		360	
																		2-AXLE EQUIVALENT	363

STATE OF WASHINGTON - DEPARTMENT OF TRANSPORTATION
 TRIPS SYSTEM
 HOURLY TRAFFIC CLASSIFICATION SUMMARY

SR 005 P101039 MP 000.00 OFF SYSTEM ID. LEG 2 DIRECTION OF TRAFFIC NORTHBOUND LANE 2 OF 3
 COUNT IDENTIFIER 19-001 COUNTER NUMBER 281939 DESCRIPTION: ON SR 5 NB OFF RAMP TO SR 502/REST AREA

07-10-19 WEDNESDAY AM HOURS	CARS PICKUPS	SINGLE UNITS				SINGLE UNIT %	DOUBLE UNITS			DOUBLE UNIT %	TRAINS			TRAIN %	TRUCK %	CLASS UNKNOWN	TOTAL VEHICLES
		BUS	MED	HVY	4+		4-	5	6+		5-	6	7+				
12 - 1			1			100.0								100.0		1	1
1 - 2	1																2
2 - 3																	
3 - 4																	
4 - 5																	
5 - 6	2																2
6 - 7	6																6
7 - 8	8																8
8 - 9	13																13
9 - 10	15																15
10 - 11	45			1		2.0		2	4.1			1	2.0	8.2			49
11 - 12	33		1			2.9								2.9			34
PM HOURS																	
12 - 1	21		1			4.5								4.5			22
1 - 2	17																17
2 - 3	27		1			3.6								3.6			28
3 - 4	52															1	53
4 - 5	52		1			1.9	1		1.9					3.7			54
5 - 6	63			1		1.6								1.6			64
6 - 7	41		2			4.3		1	2.2					6.5		2	46
7 - 8	24															1	25
8 - 9	12		2			14.3								14.3			14
9 - 10	15																15
10 - 11	7																7
11 - 12	5																5
AM TOTAL	123		2	1		2.3		2	1.5			1	.8	4.6		1	130
PM TOTAL	336		7	1		2.3	1	1	.6					2.9		4	350
DAY TOTAL	459		9	2		2.3	1	3	.8			1	.2	3.3		5	480
														2-AXLE EQUIVALENT			491

STATE OF WASHINGTON - DEPARTMENT OF TRANSPORTATION
 TRIP SYSTEM
 HOURLY TRAFFIC CLASSIFICATION SUMMARY

SR 005 P101039 MP 000.00 OFF SYSTEM ID. LEG 2 DIRECTION OF TRAFFIC NORTHBOUND LANE 2 OF 3
 COUNT IDENTIFIER 19-001 COUNTER NUMBER 281939 DESCRIPTION: ON SR 5 NB OFF RAMP TO SR 502/REST AREA

07-11-19 THURSDAY AM HOURS	CARS PICKUPS	SINGLE UNITS				SINGLE UNIT %	DOUBLE UNITS			DOUBLE UNIT %	TRAINS			TRAIN %	TRUCK %	CLASS UNKNOWN	TOTAL VEHICLES
		BUS	MED	HVY	4+		4-	5	6+		5-	6	7+				
12 - 1																	1
1 - 2	1																
2 - 3																	
3 - 4																	
4 - 5			1			100.0								100.0			1
5 - 6	4																4
6 - 7	8		1			11.1								11.1			9
7 - 8	18																18
8 - 9	15		1			5.9	1		5.9					11.8			17
9 - 10	10		1	1		16.7								16.7			12
10 - 11	16		1			5.6		1	5.6					11.1			18
11 - 12	18																18
PM HOURS																	
12 - 1	12		1			7.7								7.7			13
1 - 2	21		2			8.7								8.7			23
2 - 3	34																34
3 - 4	45		1			2.2								2.2			46
4 - 5	61		1			1.6								1.6			62
5 - 6	52		1			1.9		1	1.9					3.7			54
6 - 7	38																38
7 - 8	18																18
8 - 9	15																15
9 - 10	20																20
10 - 11	10		2			16.7								16.7			12
11 - 12	24						1		4.0					4.0			25
AM TOTAL	90		5	1		6.1	1	1	2.0					8.2			98
PM TOTAL	350		8			2.2	1	1	.6					2.8			360
DAY TOTAL	440		13	1		3.1	2	1	.9					3.9			458
														2-AXLE EQUIVALENT			464

STATE OF WASHINGTON - DEPARTMENT OF TRANSPORTATION
 TRIP SYSTEM
 HOURLY TRAFFIC CLASSIFICATION SUMMARY

SR 005.P101039 MP 000.00 OFF SYSTEM ID. LEG 2 DIRECTION OF TRAFFIC NORTHBOUND LANE 2 OF 3
 COUNT IDENTIFIER 19-001 COUNTER NUMBER 281939 DESCRIPTION: ON SR 5 NB OFF RAMP TO SR 502/REST AREA

07-12-19		CARS PICKUPS	SINGLE UNITS				SINGLE UNIT %	DOUBLE UNITS			DOUBLE UNIT %	TRAINS			TRAIN %	TRUCK %	CLASS UNKNOWN	TOTAL VEHICLES
FRIDAY	AM HOURS		BUS	MED	HVY	4+		4-	5	6+		5-	6	7+				
	12 - 1	3																3
	1 - 2	3																3
	2 - 3	2	1			25.0		1	25.0						50.0			4
	3 - 4																	
	4 - 5																	
	5 - 6	7						1	12.5						12.5			8
	6 - 7	5															2	7
	7 - 8																	
	8 - 9																	
	9 - 10																	
	10 - 11																	
	11 - 12																	
	PM HOURS																	
	12 - 1																	
	1 - 2																	
	2 - 3																	
	3 - 4																	
	4 - 5																	
	5 - 6																	
	6 - 7																	
	7 - 8																	
	8 - 9																	
	9 - 10																	
	10 - 11																	
	11 - 12																	

	AM TOTAL	20	1			4.0		2	8.0						12.0		2	25
	PM TOTAL																	
	DAY TOTAL	20	1			4.0		2	8.0						12.0		2	25
															2-AXLE EQUIVALENT			29

STATE OF WASHINGTON - DEPARTMENT OF TRANSPORTATION
 TRIP SYSTEM
 HOURLY TRAFFIC CLASSIFICATION SUMMARY

SR 005 P101039 MP 000.00 OFF SYSTEM ID. LEG 2 DIRECTION OF TRAFFIC NORTHBOUND LANE 3 OF 3
 COUNT IDENTIFIER 19-001 COUNTER NUMBER 281944 DESCRIPTION: ON SR 5 NB OFF RAMP TO SR 502/REST AREA

07-08-19 MONDAY	CARS PICKUPS	SINGLE UNITS				SINGLE UNIT %	DOUBLE UNITS			DOUBLE UNIT %	TRAINS			TRAIN %	TRUCK %	CLASS UNKNOWN	TOTAL VEHICLES
AM HOURS		BUS	MED	HVY	4+		4-	5	6+		5-	6	7+				
12 - 1																	
1 - 2																	
2 - 3																	
3 - 4																	
4 - 5																	
5 - 6																	
6 - 7																	
7 - 8																	
8 - 9																	
9 - 10																	
10 - 11																	
11 - 12																	
PM HOURS																	
12 - 1																	
1 - 2																	
2 - 3																	
3 - 4	103	2	11			9.5	5	11	3	13.9	1	1	1	1.5	24.8		137
4 - 5	78	2	3			4.8	6	5	9	19.2		1		1.0	25.0		104
5 - 6	76		4			4.3	1	9	3	14.0					18.3		93
6 - 7	47		7	1		11.3	3	7	6	22.5					33.8		71
7 - 8	51		7	2		12.7	1	7	2	14.1			1	1.4	28.2		71
8 - 9	32	1	4			10.4		10	1	22.9					33.3		48
9 - 10	22	1	2			10.7	1	2		10.7					21.4		28
10 - 11	21	1	4			17.2		2	1	10.3					27.6		29
11 - 12	22		2			7.4		3		11.1					18.5		27

AM TOTAL																	
PM TOTAL	452	7	44	3		8.9	17	56	25	16.1	1	1	2	.7	25.7		608
DAY TOTAL	452	7	44	3		8.9	17	56	25	16.1	1	1	2	.7	25.7		608
															2-AXLE EQUIVALENT		769

STATE OF WASHINGTON - DEPARTMENT OF TRANSPORTATION
 TRIPS SYSTEM
 HOURLY TRAFFIC CLASSIFICATION SUMMARY

SR 005 P101039 MP 000.00 OFF SYSTEM ID. LEG 2 DIRECTION OF TRAFFIC NORTHBOUND LANE 3 OF 3
 COUNT IDENTIFIER 19-001 COUNTER NUMBER 281944 DESCRIPTION: ON SR 5 NB OFF RAMP TO SR 502/REST AREA

07-09-19 TUESDAY AM HOURS	CARS PICKUPS	BUS	SINGLE UNITS				SINGLE UNIT %	DOUBLE UNITS			DOUBLE UNIT %	TRAINS			TRAIN %	TRUCK %	CLASS UNKNOWN	TOTAL VEHICLES
			MED	HVY	4+	4-		5	6+	5-		6	7+					
12 - 1	15	1				4.3	1	5	1	30.4					34.8		23	
1 - 2	7							2		22.2					22.2		9	
2 - 3	9		1			7.7		1	1	15.4	1			7.7	30.8		13	
3 - 4	7		1			11.1	1			11.1					22.2		9	
4 - 5	9	1				6.3		5		31.3		1		6.3	43.8		16	
5 - 6	13							6	1	35.0					35.0		20	
6 - 7	18	1	2			8.1	2	10	3	40.5		1		2.7	51.4		37	
7 - 8	22	1	6	3		19.2	1	13	2	30.8		2	2	7.7	57.7		52	
8 - 9	27	2	5			12.7	2	14	5	38.2					50.9		55	
9 - 10	42	1	8	1		12.3	1	18	10	35.8					48.1		81	
10 - 11	64	1	7	3		10.4	8	17	6	29.2					39.6		106	
11 - 12	74	5	10	1		13.3	8	13	8	24.2		1		.8	38.3		120	
PM HOURS																		
12 - 1	86	2	10	2		10.6	6	16	7	22.0		1	2	2.3	34.8		132	
1 - 2	59	1	5	1		8.4	4	8	3	18.1	2			2.4	28.9		83	
2 - 3	70	2	9	2		12.7	4	11	3	17.6	1			1.0	31.4		102	
3 - 4	70	1	4	1		6.7	2	12		15.6					22.2		90	
4 - 5	80	1	3	1		4.7	3	15	1	17.8			3	2.8	25.2		107	
5 - 6	72	1	4			5.4	2	12	2	17.2					22.6		93	
6 - 7	52	3	4	3		12.0	2	12	1	18.1				4.8	34.9		83	
7 - 8	43	11	3	3	1	17.6	3	11	4	17.6	3	1		2.0	37.3	21	102	
8 - 9	5	5	1	1		8.8	2	1		3.8	2			1.3	13.8	64	80	
9 - 10	1	1				2.1	1	1		4.2					6.3	44	48	
10 - 11							1			3.2					3.2	30	31	
11 - 12																24	24	
AM TOTAL	307	13	40	8		11.3	24	104	37	30.5	1	3	4	1.5	43.3		541	
PM TOTAL	538	28	43	14	1	8.8	30	99	21	15.4	8	2	6	1.6	25.8	185	975	
DAY TOTAL	845	41	83	22	1	9.7	54	203	58	20.8	9	5	10	1.6	32.1	185	1516	
															2-AXLE EQUIVALENT		2051	

HOLE
IN
TUBE

STATE OF WASHINGTON - DEPARTMENT OF TRANSPORTATION
TRIPS SYSTEM
HOURLY TRAFFIC CLASSIFICATION SUMMARY

SR 005 P101039 MP 000.00 OFF SYSTEM ID. LEG 2 DIRECTION OF TRAFFIC NORTHBOUND LANE 3 OF 3
COUNT IDENTIFIER 19-001 COUNTER NUMBER 281944 DESCRIPTION: ON SR 5 NB OFF RAMP TO SR 502/REST AREA

07-10-19 WEDNESDAY		CARS PICKUPS	SINGLE UNITS				SINGLE UNIT %	DOUBLE UNITS			DOUBLE UNIT %	TRAINS			TRAIN %	TRUCK %	CLASS UNKNOWN	TOTAL VEHICLES
AM HOURS	BUS		MED	HVY	4+	4-		5	6+	5-		6	7+					
12 - 1																22	22	
1 - 2																16	16	
2 - 3																6	6	
3 - 4																7	7	
4 - 5																18	18	
5 - 6																23	23	
6 - 7																39	39	
7 - 8																42	42	
8 - 9																63	63	
9 - 10		1										1		1.2	1.2	83	85	
10 - 11		64		4		3.6	4	19	11	30.6	1		2	2.7	36.9	6	111	
11 - 12		98	1	8	1	7.2	5	15	8	20.3			2	1.4	29.0		138	
PM HOURS																		
12 - 1		75	2	5	1	7.5	4	16	2	20.8			1	.9	29.2		106	
1 - 2		71	1	10		11.0	5	8	5	18.0					29.0		100	
2 - 3		71	1	4	1	5.8	4	16	6	25.2					31.1		103	
3 - 4		77	1	4		4.6	3	19	4	23.9	1			.9	29.4		109	
4 - 5		76	1	3		3.4	4	28	4	30.8			1	.9	35.0		117	
5 - 6		63		4		4.3	3	18	3	25.8			2	2.2	32.3		93	
6 - 7		51		4		5.0	5	17	3	31.3					36.3		80	
7 - 8		56	1	1		2.2	1	24	3	31.5		2	1	3.4	37.1		89	
8 - 9		39		6		10.7		9	2	19.6					30.4		56	
9 - 10		29		2		4.9		10		24.4					29.3		41	
10 - 11		25	1			2.8		7	2	25.0					27.8	1	36	
11 - 12		19		2		7.1		6		21.4			1	3.6	32.1		28	
AM TOTAL		163	1	12	1	2.5	9	34	19	10.9	1		5	1.1	14.4	325	570	
PM TOTAL		652	8	45	2	5.7	29	178	34	25.2	1	2	6	.9	31.8	1	958	
DAY TOTAL		815	9	57	3	4.5	38	212	53	19.8	2	2	11	1.0	25.3	326	1528	
																	2-AXLE EQUIVALENT	2026

HOLE
IN
TUBE

STATE OF WASHINGTON - DEPARTMENT OF TRANSPORTATION
TRIPS SYSTEM
HOURLY TRAFFIC CLASSIFICATION SUMMARY

SR 005 P101039 MP 000.00

OFF SYSTEM ID.

LEG 2

DIRECTION OF TRAFFIC NORTHBOUND

LANE 3 OF 3

COUNT IDENTIFIER 19-001

COUNTER NUMBER 281944

DESCRIPTION: ON SR 5 NB OFF RAMP TO SR 502/REST AREA

07-11-19

THURSDAY

AM HOURS

12 - 1

1 - 2

2 - 3

3 - 4

4 - 5

5 - 6

6 - 7

7 - 8

8 - 9

9 - 10

10 - 11

11 - 12

PM HOURS

12 - 1

1 - 2

2 - 3

3 - 4

4 - 5

5 - 6

6 - 7

7 - 8

8 - 9

9 - 10

10 - 11

11 - 12

AM TOTAL

PM TOTAL

DAY TOTAL

CARS PICKUPS	SINGLE UNITS					SINGLE UNIT %	DOUBLE UNITS			DOUBLE UNIT %	TRAINS			TRAIN %	TRUCK %	CLASS UNKNOWN	TOTAL VEHICLES
	BUS	MED	HVY	4+	4-		5	6+	5-		6	7+					
11						7.1								21.4		14	
10						7.7								23.1		13	
5														28.6		7	
5														28.6		7	
5														54.5		11	
11						6.3								31.3		16	
12						8.0								52.0		25	
22						7.3								46.3		41	
15						20.0								62.5		40	
35						8.2								42.6		61	
54						5.3								42.6		94	
88						8.9								29.0		124	
102						6.3								29.2		144	
93						3.2								25.0		124	
104						10.3								28.8		146	
85						8.3								29.8		121	
78						4.3								17.0		94	
70						4.0								30.0		100	
74						3.3								19.6		92	
51						3.6								38.6		83	
74						5.1								37.3		118	
51						6.2								37.0		81	
32						4.8								23.8		42	
29						4.9								29.3		41	
26						7.9								31.6		38	
370						7.8								37.3		590	
767						5.6								29.0		1080	
1137						6.4								31.9		1670	
														2-AXLE EQUIVALENT		2325	

STATE OF WASHINGTON - DEPARTMENT OF TRANSPORTATION
 TRIP SYSTEM
 HOURLY TRAFFIC CLASSIFICATION SUMMARY

SR 005 P101039 MP 000.00 OFF SYSTEM ID. LEG 2 DIRECTION OF TRAFFIC NORTHBOUND LANE 3 OF 3
 COUNT IDENTIFIER 19-001 COUNTER NUMBER 281944 DESCRIPTION: ON SR 5 NB OFF RAMP TO SR 502/REST AREA

07-12-19		CARS PICKUPS	SINGLE UNITS				SINGLE UNIT %	DOUBLE UNITS			DOUBLE UNIT %	TRAINS			TRAIN %	TRUCK %	CLASS UNKNOWN	TOTAL VEHICLES
FRIDAY	AM HOURS		BUS	MED	HVY	4+		4-	5	6+		5-	6	7+				
	12 - 1	20	1				3.2	2	8		32.3				35.5		31	
	1 - 2	15		1			5.0		3	1	20.0				25.0		20	
	2 - 3	6	1				8.3		4	1	41.7				50.0		12	
	3 - 4	7						1	1	1	27.3		1	9.1	36.4		11	
	4 - 5	8	1				5.6		4	4	44.4			5.6	55.6		18	
	5 - 6	9		2	3		20.0	1	7	2	40.0	1		4.0	64.0		25	
	6 - 7	16	1	2			11.5		3	4	26.9				38.5		26	
	7 - 8																	
	8 - 9																	
	9 - 10																	
	10 - 11																	
	11 - 12																	
	PM HOURS																	
	12 - 1																	
	1 - 2																	
	2 - 3																	
	3 - 4																	
	4 - 5																	
	5 - 6																	
	6 - 7																	
	7 - 8																	
	8 - 9																	
	9 - 10																	
	10 - 11																	
	11 - 12																	

AM TOTAL		81	4	5	3		8.4	4	30	13	32.9	1	1	1	2.1	43.4		143
PM TOTAL																		
DAY TOTAL		81	4	5	3		8.4	4	30	13	32.9	1	1	1	2.1	43.4		143
																2-AXLE EQUIVALENT		226

STATE OF WASHINGTON - DEPARTMENT OF TRANSPORTATION
 TRIP SYSTEM
 HOURLY TRAFFIC CLASSIFICATION SUMMARY

SR 005 P101039 MP 000.00 OFF SYSTEM ID. LEG 2 DIRECTION OF TRAFFIC NORTHBOUND LANE 123 OF 3
 COUNT IDENTIFIER 19-001 COUNTER NUMBER 281944 DESCRIPTION: ON SR 5 NB OFF RAMP TO SR 502/REST AREA

07-08-19		CARS PICKUPS	SINGLE UNITS				SINGLE UNIT %	DOUBLE UNITS			DOUBLE UNIT %	TRAINS			TRAIN %	TRUCK %	CLASS UNKNOWN	TOTAL VEHICLES
MONDAY	AM HOURS		BUS	MED	HVY	4+		4-	5	6+		5-	6	7+				
	12 - 1																	
	1 - 2																	
	2 - 3																	
	3 - 4																	
	4 - 5																	
	5 - 6																	
	6 - 7																	
	7 - 8																	
	8 - 9																	
	9 - 10																	
	10 - 11																	
	11 - 12																	
	PM HOURS																	
	12 - 1																	
	1 - 2																	
	2 - 3																	
	3 - 4	714	4	34	1	5.0	10	14	6	3.8	1	1	2	.4	9.2		786	
	4 - 5	829	2	32	1	3.9	8	5	12	2.8				.1	6.9		890	
	5 - 6	795		27	4	3.7	3	13	5	2.5					6.1		847	
	6 - 7	585		28	1	4.6	5	9	7	3.3					7.9		635	
	7 - 8	408		20	3	5.2	3	8	3	3.1			1	.2	8.5		446	
	8 - 9	331	1	10		3.1	2	11	1	3.9					7.0	1	357	
	9 - 10	193	1	7		3.9	2	4		2.9					6.8		207	
	10 - 11	162	1	5		3.5		3	1	2.3					5.8		172	
	11 - 12	121		7		5.1	2	4	4	7.2					12.3		138	

AM TOTAL																		
PM TOTAL		4138	9	170	10	4.2	35	71	39	3.2	1	1	3	.1	7.6	1	4478	
DAY TOTAL		4138	9	170	10	4.2	35	71	39	3.2	1	1	3	.1	7.6	1	4478	
															2-AXLE EQUIVALENT		4714	

STATE OF WASHINGTON - DEPARTMENT OF TRANSPORTATION
 TRIP SYSTEM
 HOURLY TRAFFIC CLASSIFICATION SUMMARY

SR 005 P101039 MP 000.00 OFF SYSTEM ID. LEG 2 DIRECTION OF TRAFFIC NORTHBOUND LANE 123 OF 3
 COUNT IDENTIFIER 19-001 COUNTER NUMBER 281944 DESCRIPTION: ON SR 5 NB OFF RAMP TO SR 502/REST AREA

07-09-19 TUESDAY		CARS PICKUPS	SINGLE UNITS				SINGLE UNIT %	DOUBLE UNITS			DOUBLE UNIT %	TRAINS			TRAIN %	TRUCK %	CLASS UNKNOWN	TOTAL VEHICLES
AM HOURS	BUS		MED	HVY	4+	4-		5	6+	5-		6	7+					
12 - 1		72	1	2			3.6	1	6	2	10.7				14.3		84	
1 - 2		33	1				2.6		4	1	12.8				15.4		39	
2 - 3		43		2			3.6		6	3	16.4	1		1.8	21.8		55	
3 - 4		36		2			4.9	1	2		7.3				12.2		41	
4 - 5		31	1		2		7.0		8		18.6		1	2.3	27.9		43	
5 - 6		100		1			.9		6	1	6.5				7.4		108	
6 - 7		175	1	12	7		9.1	3	15	5	10.5		1	.5	20.1		219	
7 - 8		239	1	17	4	1	8.0	3	15	3	7.3	2	3	1.7	17.0		288	
8 - 9		275	4	31	1		10.4	7	15	11	9.6		1	.3	20.3		345	
9 - 10		289	2	25	4		8.6	6	20	13	10.9				19.5		359	
10 - 11		332	2	28	6		8.8	12	21	7	9.8		1	.2	18.8		409	
11 - 12		392	8	31	2		8.7	10	17	12	8.2		1	.2	17.1		473	
PM HOURS																		
12 - 1		457	4	19	3	1	5.2	6	19	9	6.5		1	2	.6	12.3		521
1 - 2		448	1	18	7		5.1	8	15	9	6.3	2			.4	11.8		508
2 - 3		526	4	32	5		6.8	10	12	5	4.5	1	3	.7	12.0	1	599	
3 - 4		690	1	22	4		3.6	7	17	5	3.9		1	.1	7.6		747	
4 - 5		800	3	38	6	1	5.5	5	15	4	2.7		3	.3	8.6		875	
5 - 6		810	1	36	1		4.3	7	12	4	2.6				7.0	3	874	
6 - 7		595	3	27	4		5.2	6	12	2	3.1	3	1	.6	8.9	2	655	
7 - 8		456	11	18	3	1	6.2	3	14	4	3.9	2		.4	10.5	21	533	
8 - 9		324	6	6	2		3.4	3	3		1.5		1	.2	5.1	65	410	
9 - 10		216	1	4			1.9	2	1		1.1				3.0	44	268	
10 - 11		127		1			.6	1	1		1.3				1.9	30	160	
11 - 12		105		1			.8		1	1	1.5				2.3	24	132	
AM TOTAL		2017	21	151	26	1	8.1	43	135	58	9.6	1	3	7	.4	18.1		2463
PM TOTAL		5554	35	222	35	3	4.7	58	122	43	3.5	8	2	10	.3	8.6	190	6282
DAY TOTAL		7571	56	373	61	4	5.6	101	257	101	5.2	9	5	17	.4	11.3	190	8745
																	2-AXLE EQUIVALENT	9534

HOLE IN TUBE
 30F3

STATE OF WASHINGTON - DEPARTMENT OF TRANSPORTATION
TRIPS SYSTEM
HOURLY TRAFFIC CLASSIFICATION SUMMARY

SR 005 P101039 MP 000.00

OFF SYSTEM ID.

LEG 2

DIRECTION OF TRAFFIC NORTHBOUND

LANE 123 OF 3

COUNT IDENTIFIER 19-001

COUNTER NUMBER 281944

DESCRIPTION: ON SR 5 NB OFF RAMP TO SR 502/REST AREA

07-10-19 WEDNESDAY		CARS PICKUPS	SINGLE UNITS				SINGLE UNIT %	DOUBLE UNITS			DOUBLE UNIT %	TRAINS			TRAIN %	TRUCK %	CLASS UNKNOWN	TOTAL VEHICLES
AM HOURS	BUS		MED	HVY	4+	4-		5	6+	5-		6	7+					
12 - 1		53		3			3.8		1		1.3				5.1	22	79	
1 - 2		29	1				2.0		2	1	6.0				8.0	17	50	
2 - 3		31	1	1			4.7	1	1	2	9.3				14.0	6	43	
3 - 4		23		2			5.1		6	1	17.9				23.1	7	39	
4 - 5		25		1	1		4.3		2		4.3				8.5	18	47	
5 - 6		73		3			3.0		1		1.0				4.0	23	100	
6 - 7		146	1	9	2		5.8	2	2	6	4.8				10.6	39	207	
7 - 8		203	1	18	2	1	8.1	3	1	1	1.8				9.9	42	272	
8 - 9		248	3	16	3		6.4	2	2	6	2.9				9.3	63	343	
9 - 10		225	1	17	2		5.9	7	2	3	3.5			1	9.7	83	341	
10 - 11		357	2	14	4		4.7	4	22	16	9.8	1		4	15.6	6	430	
11 - 12		374	2	24	4	1	7.0	8	15	12	7.9			2	15.3	2	444	
PM HOURS																		
12 - 1		400	3	17	5	1	5.6	9	19	5	7.2			2	13.2		461	
1 - 2		462	3	24	4	2	6.3	6	13	10	5.5	1	1		12.2		526	
2 - 3		525	1	26	3		5.0	7	20	10	6.2			4	11.9		596	
3 - 4		712	2	33	8		5.4	5	20	8	4.2	1		1	9.9	1	791	
4 - 5		864	1	33	1		3.7	9	29	7	4.8			1	8.6		945	
5 - 6		826		36	2		4.2	6	20	3	3.2			2	7.7		895	
6 - 7		628		23	1		3.5	10	18	4	4.7				8.2	2	686	
7 - 8		489	1	16			3.1	1	26	4	5.7		2	1	9.4	1	541	
8 - 9		354	1	16			4.4	1	9	2	3.1				7.6		383	
9 - 10		274		4			1.4		11		3.8				5.2		289	
10 - 11		177	2	1			1.6		7	2	4.7				6.3	1	190	
11 - 12		112		4			3.2		7		5.6			1	9.7		124	
AM TOTAL		1787	12	108	18	2	5.8	27	57	48	5.5	1		7	11.7	328	2395	
PM TOTAL		5823	14	233	24	3	4.3	54	199	55	4.8	2	3	12	9.3	5	6427	
DAY TOTAL		7610	26	341	42	5	4.7	81	256	103	5.0	3	3	19	10.0	333	8822	
																	2-AXLE EQUIVALENT	9577

HOLE
IN TUBE
30F3

STATE OF WASHINGTON - DEPARTMENT OF TRANSPORTATION
 TRIP SYSTEM
 HOURLY TRAFFIC CLASSIFICATION SUMMARY

SR 005 P101039 MP 000.00 OFF SYSTEM ID. LEG 2 DIRECTION OF TRAFFIC NORTHBOUND LANE 123 OF 3
 COUNT IDENTIFIER 19-001 COUNTER NUMBER 281944 DESCRIPTION: ON SR 5 NB OFF RAMP TO SR 502/REST AREA

07-11-19 THURSDAY		CARS PICKUPS	SINGLE UNITS				SINGLE UNIT %	DOUBLE UNITS			DOUBLE UNIT %	TRAINS			TRAIN %	TRUCK %	CLASS UNKNOWN	TOTAL VEHICLES	
AM HOURS	PM HOURS		BUS	MED	HVY	4+		4-	5	6+		5-	6	7+					
12 - 1		67		3			4.1		2	1					8.2		73		
1 - 2		46	1	2			5.7	1	3						13.2		53		
2 - 3		37		2			4.4	1	4	1					17.8		45		
3 - 4		29			1		2.6	1	6	2					25.6		39		
4 - 5		32		2			7.3		4			1	1	4.9	22.0		41		
5 - 6		88		6	1	1	7.5	1	7	3					17.8		107		
6 - 7		161	2	14	2		8.8	2	14	8		1	1	1.0	21.5		205		
7 - 8		254	3	13	5		7.0	3	16	2		1	3	1.3	15.3		300		
8 - 9		273	3	16	2		6.4	11	13	9		1	1	.6	17.0		329		
9 - 10		293	4	17	2		6.4	12	21	8					17.9	1	358		
10 - 11		414	4	23	3		6.3	6	20	7			2	.4	13.6		479		
11 - 12		435	2	25	1		5.5	13	25	9			1	.2	14.9		511		
12 - 1		476	3	19	5	1	5.2	8	19	4				.9	11.9		540		
1 - 2		512	3	42	2		7.7	5	26	15			2	.3	15.7		607		
2 - 3		570	5	21	5		4.8	8	19	10				.8	11.4		643		
3 - 4		733		22	1		2.9	4	11	5				.5	6.0		780		
4 - 5		833	1	27	1		3.2	8	16	8		1		.1	6.9		895		
5 - 6		798	2	33	1		4.2	5	14	4					6.9		857		
6 - 7		615		24			3.6	7	19	8					8.6		673		
7 - 8		495		17	2		3.4	7	32	2					10.8		555		
8 - 9		378	1	12	1		3.3	3	23	2					10.0		420		
9 - 10		327		8	1		2.6	1	10						5.8		347		
10 - 11		220		10			4.1	4	11						10.2		245		
11 - 12		224	1	4	1		2.5	2	6	3				.4	7.4		242		
AM TOTAL		2129	19	123	18	1	6.3	51	135	50		1	3	9	.5	16.1	1	2540	
PM TOTAL		6181	16	239	20	1	4.1	62	206	61		3	3	12	.3	9.2		6804	
DAY TOTAL		8310	35	362	38	2	4.7	113	341	111		4	6	21	.3	11.1	1	9344	
																		2-AXLE EQUIVALENT	10282

Ru

Interval 60 min. 15 min.
 Binned(CL/SP) Count(volume)
 Lane No 1 2

1 of 2

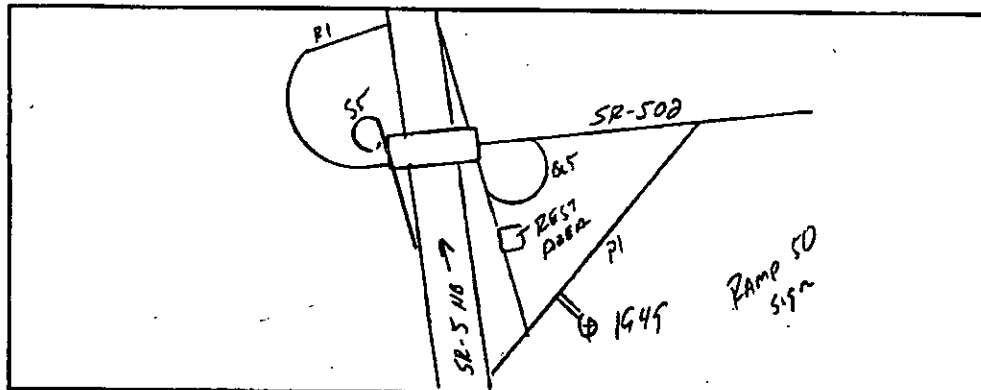
Direction Channel 1 _____
 Direction Channel 2 _____
 Unique ID# _____

Counter No. 281949 Count ID 19-001
 SR 5 RRT/RRQ P1 01039 MP 0.49
~~MP -0.00~~
 Leg 2 Direction NB OSID _____

Station Description ON SR 5 NB OFF RAMP TO SR 502 / REST AREA

Date	Day	Time	Comments
7/8/19	2	13:53	Manual (1) <u>2</u> (2) _____ SET COUNTER SS/JH 6.4v Counter (1) <u>2</u> (2) _____
7/9/19	3	8:39	Manual (1) <u>30</u> (2) _____ CHECK COUNTER SS/JH 6.7v Counter (1) <u>30</u> (2) _____
7/10/19	4	9:57	Manual (1) <u>17</u> (2) _____ CHECK COUNTER SS/JH 6.7v Counter (1) <u>17</u> (2) _____
7/11/19	5	9:45	Manual (1) <u>22</u> (2) _____ CHECK COUNTER SS/JH 6.8v Counter (1) <u>22</u> (2) _____
7/12/19	6	<i>7:31</i>	Manual (1) <u>1</u> (2) _____ P/U COUNTER SS/JH Counter (1) <u>1</u> (2) _____

Sketch



JH

Field Person



Interval 60 min. 15 min.
 Binned(CL/SP) Count(volume)
 Lane No 1 2

2 of 2

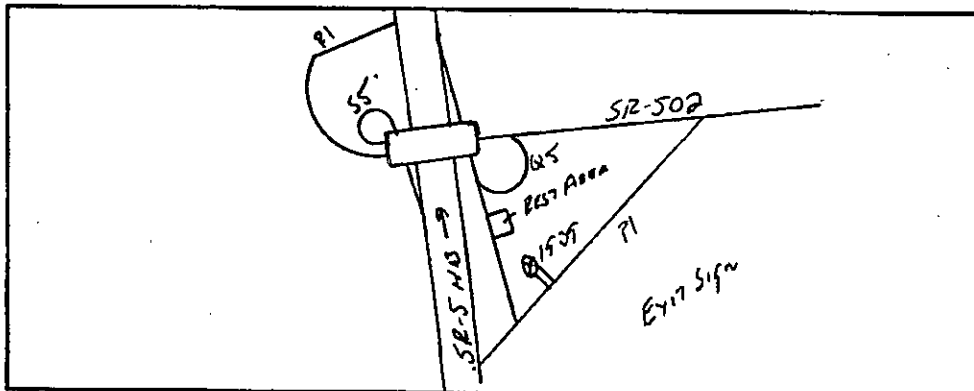
Direction Channel 1 _____
 Direction Channel 2 _____
 Unique ID# _____

Counter No. 281939 Count ID 19-001
 SR 5 RRT/RRQ P1 01039 MP 0.49
~~MP -0.00~~
 Leg 2 Direction NB OSID _____

Station Description ON SR 5 NB OFF RAMP TO SR 502 / REST AREA

Date	Day	Time	Comments
7/8/19	2	13:59	Manual (1) <u>2</u> (2) SET COUNTER SS/JH 6.3v Counter (1) <u>2</u> (2)
7/9/19	3	8:38	Manual (1) <u>1</u> (2) CHECK COUNTER SS/JH 6.5v Counter (1) <u>1</u> (2)
7/10/19	4	9:57	Manual (1) <u>1</u> (2) CHECK COUNTER SS/JH 6.6v SV Counter (1) <u>1</u> (2)
7/11/19	5	9:46	Manual (1) <u>2</u> (2) CHECK COUNTER SS/JH 7.2v Counter (1) <u>2</u> (2)
7/12/19	6	<u>7:33</u>	Manual (1) <u>1</u> (2) P/U COUNTER SS/JH Counter (1) <u>1</u> (2) 66v

Sketch



JH
Field Person

STATE OF WASHINGTON - DEPARTMENT OF TRANSPORTATION
 TRIPS SYSTEM
 HOURLY TRAFFIC CLASSIFICATION SUMMARY

SR 005 P101039 MP 000.49 OFF SYSTEM ID. LEG 2 DIRECTION OF TRAFFIC NORTHBOUND LANE 1 OF 2
 COUNT IDENTIFIER 19-001 COUNTER NUMBER 281949 DESCRIPTION: ON SR 5 NB OFF RAMP TO SR 502

07-08-19		CARS PICKUPS	SINGLE UNITS				SINGLE UNIT %	DOUBLE UNITS			DOUBLE UNIT %	TRAINS			TRAIN %	TRUCK %	CLASS UNKNOWN	TOTAL VEHICLES
MONDAY	AM HOURS		BUS	MED	HVY	4+		4-	5	6+		5-	6	7+				
	12 - 1																	
	1 - 2																	
	2 - 3																	
	3 - 4																	
	4 - 5																	
	5 - 6																	
	6 - 7																	
	7 - 8																	
	8 - 9																	
	9 - 10																	
	10 - 11																	
	11 - 12																	
	PM HOURS																	
	12 - 1																	
	1 - 2																	
	2 - 3	457	1	21	6	1	5.8	5	4	6	3.0		2	.4	9.1		503	
	3 - 4	573	2	22	1		4.1	4	3	3	1.6		1	.2	5.9		609	
	4 - 5	693		29	1		4.1	2		3	.7				4.8		728	
	5 - 6	667		21	4		3.6	2	4	2	1.1				4.7		700	
	6 - 7	498		18			3.5	2	2	1	1.0				4.4		521	
	7 - 8	336		12	1		3.7	2	1	1	1.1				4.8		353	
	8 - 9	288		6			2.0	2	1		1.0				3.0		297	
	9 - 10	164		5			2.9	1	2		1.7				4.7		172	
	10 - 11	134		1			.7		1		.7				1.5		136	
	11 - 12	93		5			4.8	2	1	4	6.7				11.4		105	

	AM TOTAL																	
	PM TOTAL	3903	3	140	13	1	3.8	22	19	20	1.5		3	.1	5.4		4124	
	DAY TOTAL	3903	3	140	13	1	3.8	22	19	20	1.5		3	.1	5.4		4124	
															2-AXLE EQUIVALENT		4230	

STATE OF WASHINGTON - DEPARTMENT OF TRANSPORTATION
 TRIP SYSTEM
 HOURLY TRAFFIC CLASSIFICATION SUMMARY

SR 005 P101039 MP 000.49 OFF SYSTEM ID. LEG 2 DIRECTION OF TRAFFIC NORTHBOUND LANE 1 OF 2
 COUNT IDENTIFIER 19-001 COUNTER NUMBER 281949 DESCRIPTION: ON SR 5 NB OFF RAMP TO SR 502

07-09-19																	
TUESDAY																	
AM HOURS	CARS PICKUPS	BUS	SINGLE MED	UNITS HVY	4+	SINGLE UNIT %	DOUBLE UNITS 4-	5	6+	DOUBLE UNIT %	TRAINS 5-	6	7+	TRAIN %	TRUCK %	CLASS UNKNOWN	TOTAL VEHICLES
12 - 1	55		2			3.4		1	1	3.4					6.8		59
1 - 2	25	1				3.4		2	1	10.3					13.8		29
2 - 3	34		1			2.4		5	2	16.7					19.0		42
3 - 4	29		1			3.1		2		6.3					9.4		32
4 - 5	20			2		8.0		3		12.0					20.0		25
5 - 6	85		1			1.2									1.2		86
6 - 7	156		7	7		7.9	1	5	2	4.5					12.4		178
7 - 8	204		11	1	1	5.8	2	2	1	2.2			1	.4	8.5		223
8 - 9	237	2	24	1	1	9.7	5	1	6	4.3			1	.4	14.4		277
9 - 10	240	1	17	3		7.7	5	2	3	3.7					11.4		271
10 - 11	256	1	20	3		8.3	4	4	1	3.1			1	.3	11.7		290
11 - 12	299	3	20	1		7.2	2	4	4	3.0					10.2		333
PM HOURS																	
12 - 1	357	2	8	1	1	3.2		3	2	1.3					4.5		374
1 - 2	369		13	6		4.7	4	6	6	4.0					8.7		404
2 - 3	426	2	22	3		5.8	6	1	2	1.9			3	.6	8.4		465
3 - 4	578		16	3		3.1	4	5	5	2.3			1	.2	5.6		612
4 - 5	674	2	30	5	1	5.3	2		3	.7					6.0		717
5 - 6	684		32	1		4.6	5		2	1.0					5.5		724
6 - 7	525		23	1		4.3	4		1	.9					5.2		554
7 - 8	392		12			2.9		3		.7					3.7		407
8 - 9	310	1	5	1		2.2	1	2		.9					3.1		320
9 - 10	207		4			1.9	1			.5					2.4		212
10 - 11	125		1			.8		1		.8					1.6		127
11 - 12	105		1			.9		1	1	1.9					2.8		108

AM TOTAL	1640	8	104	18	1	7.1	19	31	21	3.8			3	.2	11.1		1845
PM TOTAL	4752	7	167	21	2	3.9	27	22	22	1.4			4	.1	5.4		5024
DAY TOTAL	6392	15	271	39	3	4.8	46	53	43	2.1			7	.1	6.9		6869
																2-AXLE EQUIVALENT	7121

STATE OF WASHINGTON - DEPARTMENT OF TRANSPORTATION
 TRIPS SYSTEM
 HOURLY TRAFFIC CLASSIFICATION SUMMARY

SR 005 P101039 MP 000.49 OFF SYSTEM ID. LEG 2 DIRECTION OF TRAFFIC NORTHBOUND LANE 1 OF 2
 COUNT IDENTIFIER 19-001 COUNTER NUMBER 281949 DESCRIPTION: ON SR 5 NB OFF RAMP TO SR 502

07-10-19 WEDNESDAY		CARS PICKUPS	SINGLE UNITS				SINGLE UNIT %	DOUBLE UNITS			DOUBLE UNIT %	TRAINS			TRAIN %	TRUCK %	CLASS UNKNOWN	TOTAL VEHICLES
AM HOURS	BUS		MED	HVY	4+	4-		5	6+	5-		6	7+					
12 - 1		53		2			3.6		1		1.8				5.4		56	
1 - 2		28	1				3.1		2	1	9.4				12.5		32	
2 - 3		31	1	1			5.4	1	1	2	10.8				16.2		37	
3 - 4		23		2			6.3		6	1	21.9				28.1		32	
4 - 5		25		1	1		6.9		2		6.9				13.8		29	
5 - 6		71		3			4.0		1		1.3				5.3		75	
6 - 7		140	1	9	2		7.4	2	2	6	6.2				13.6		162	
7 - 8		195	1	18	3	1	9.9	3	1	1	2.3				12.2		222	
8 - 9		235	3	16	3		8.2	2	2	6	3.7				12.0		267	
9 - 10		209	1	17	2		8.3	7	2	3	5.0				13.3		241	
10 - 11		248	2	10	3		5.6		3	3	2.2				8.1		270	
11 - 12		243	1	15	3	1	7.4	3		4	2.6			1	9.9	2	272	
PM HOURS																		
12 - 1		304	1	11	4	1	5.1	5	3	3	3.3			1	8.7		333	
1 - 2		374	2	14	4	2	5.4	1	5	5	2.7	1	1		8.6		409	
2 - 3		427		21	2		4.9	3	4	4	2.4			4	8.2		465	
3 - 4		583	1	29	8		6.0	2	1	4	1.1			1	7.3		629	
4 - 5		736		29	1		3.9	4	1	3	1.0				4.9		774	
5 - 6		700		32	1		4.5	3	2		.7				5.1		738	
6 - 7		536		17	1		3.2	5	1		1.1				4.3		560	
7 - 8		409		15			3.5		2	1	.7				4.2		427	
8 - 9		303	1	8			2.9	1			.3				3.2		313	
9 - 10		230		2			.9		1		.4				1.3		233	
10 - 11		145	1	1			1.4								1.4		147	
11 - 12		88		2			2.2		1		1.1				3.3		91	
AM TOTAL		1501	11	94	16	2	7.3	18	23	27	4.0			1	11.3	2	1695	
PM TOTAL		4835	6	181	21	3	4.1	24	21	20	1.3	1	1	6	5.5		5119	
DAY TOTAL		6336	17	275	37	5	4.9	42	44	47	2.0	1	1	7	7.0	2	6814	
																	2-AXLE EQUIVALENT	7061

STATE OF WASHINGTON - DEPARTMENT OF TRANSPORTATION
TRIP SYSTEM
HOURLY TRAFFIC CLASSIFICATION SUMMARY

SR 005 P101039 MP 000.49

OFF SYSTEM ID.

LEG 2

DIRECTION OF TRAFFIC NORTHBOUND

LANE 1 OF 2

COUNT IDENTIFIER 19-001

COUNTER NUMBER 281949

DESCRIPTION: ON SR 5 NB OFF RAMP TO SR 502

THURSDAY AM HOURS	CARS PICKUPS	SINGLE UNITS				SINGLE UNIT %	DOUBLE UNITS			DOUBLE UNIT %	TRAINS			TRAIN %	TRUCK %	CLASS UNKNOWN	TOTAL VEHICLES
		BUS	MED	HVY	4+		4-	5	6+		5-	6	7+				
12 - 1	56		2			3.4			1	1.7				5.1			59
1 - 2	35	1	1			5.1	1	1		5.1				10.3			39
2 - 3	32		2			5.3	1	3		10.5				15.8			38
3 - 4	24			1		3.6		2	1	10.7				14.3			28
4 - 5	21			1		4.2		2		8.3				12.5			24
5 - 6	72		5	1		7.7								7.7			78
6 - 7	131	2	10	2		9.0	2	3	5	6.5				15.5			155
7 - 8	221	1	10	2		5.4	2	4	2	3.3				8.7			242
8 - 9	223	2	13			6.0	3	4	5	4.8			1	11.2			251
9 - 10	229	2	14			6.3		3	3	2.4				8.7	1		252
10 - 11	310	2	14	2		5.3	2	3	4	2.7				8.0			337
11 - 12	315	1	17	1		5.4	3	6	5	4.0			1	9.7			349
PM HOURS																	
12 - 1	371	3	16	3	1	5.7	2	3	3	2.0		1		7.9			403
1 - 2	387	1	28	1		6.8	2	9	8	4.3			2	11.6			438
2 - 3	451	1	16	4		4.3	6	3	4	2.7			3	7.6			488
3 - 4	610		17	1		2.8	2	3	4	1.4			3	4.7			640
4 - 5	702		23	1		3.3	1	2	4	1.0				4.2			733
5 - 6	672	1	30	1		4.5	4	2	1	1.0				5.5			711
6 - 7	526		21			3.8	3	2		.9				4.7			552
7 - 8	403		13			3.1	2	1		.7				3.8			419
8 - 9	312		8	1		2.8	1	1	1	.9				3.7			324
9 - 10	275		7			2.5		3		1.1				3.5			285
10 - 11	181		6			3.1	4	1		2.6				5.7			192
11 - 12	174		3			1.7		1	1	1.1				2.8			179
AM TOTAL	1669	11	88	10		5.9	14	31	26	3.8			2	.1	9.8	1	1852
PM TOTAL	5064	6	188	12	1	3.9	27	31	26	1.6		1	8	.2	5.6		5364
DAY TOTAL	6733	17	276	22	1	4.4	41	62	52	2.1		1	10	.2	6.7	1	7216
															2-AXLE EQUIVALENT		7493

STATE OF WASHINGTON - DEPARTMENT OF TRANSPORTATION
 TRIP SYSTEM
 HOURLY TRAFFIC CLASSIFICATION SUMMARY

SR 005 P101039 MP 000.49 OFF SYSTEM ID. LEG 2 DIRECTION OF TRAFFIC NORTHBOUND LANE 1 OF 2
 COUNT IDENTIFIER 19-001 COUNTER NUMBER 281949 DESCRIPTION: ON SR 5 NB OFF RAMP TO SR 502

07-12-19		CARS PICKUPS	SINGLE UNITS				SINGLE UNIT %	DOUBLE UNITS			DOUBLE UNIT %	TRAINS			TRAIN %	TRUCK %	CLASS UNKNOWN	TOTAL VEHICLES
FRIDAY	AM HOURS		BUS	MED	HVY.	4+		4-	5	6+		5-	6	7+				
	12 - 1	75		3											3.8		78	
	1 - 2	39		2	1			2	1		6.7				13.3		45	
	2 - 3	33		1				4	1		12.8				15.4		39	
	3 - 4	28		3				1			3.1				12.5		32	
	4 - 5	25		2							7.4				7.4		27	
	5 - 6	64		4	1			2	2		6.8				12.3		73	
	6 - 7	132		13	2			3	2	4	9.6				15.4		156	
	7 - 8																	
	8 - 9																	
	9 - 10																	
	10 - 11																	
	11 - 12																	
	PM HOURS																	
	12 - 1																	
	1 - 2																	
	2 - 3																	
	3 - 4																	
	4 - 5																	
	5 - 6																	
	6 - 7																	
	7 - 8																	
	8 - 9																	
	9 - 10																	
	10 - 11																	
	11 - 12																	

AM TOTAL		396		28	4			7.1	5	11	6				4.9		12.0	450
PM TOTAL																		
DAY TOTAL		396		28	4			7.1	5	11	6				4.9		12.0	450
																	2-AXLE EQUIVALENT	486

STATE OF WASHINGTON - DEPARTMENT OF TRANSPORTATION
 TRIP SYSTEM
 HOURLY TRAFFIC CLASSIFICATION SUMMARY

SR 005 P101039 MP 000.49 OFF SYSTEM ID. LEG 2 DIRECTION OF TRAFFIC NORTHBOUND LANE 2 OF 2
 COUNT IDENTIFIER 19-001 COUNTER NUMBER 281939 DESCRIPTION: ON SR 5 NB OFF RAMP TO SR 502

07-08-19																		
MONDAY																		
AM HOURS	CARS PICKUPS	SINGLE UNITS				SINGLE UNIT %	DOUBLE UNITS			DOUBLE UNIT %	TRAINS			TRAIN %	TRUCK %	CLASS UNKNOWN	TOTAL VEHICLES	
		BUS	MED	HVY	4+		4-	5	6+		5-	6	7+					
12 - 1																		
1 - 2																		
2 - 3																		
3 - 4																		
4 - 5																		
5 - 6																		
6 - 7																		
7 - 8																		
8 - 9																		
9 - 10																		
10 - 11																		
11 - 12																		
PM HOURS																		
12 - 1																		
1 - 2																		
2 - 3	46			3		6.1									6.1		49	
3 - 4	38			1		2.5	1			2.5					5.0		40	
4 - 5	58																58	
5 - 6	52			2		3.7									3.7		54	
6 - 7	40			3		7.0									7.0		43	
7 - 8	21			1		4.5									4.5		22	
8 - 9	11															1	12	
9 - 10	7																7	
10 - 11	7																7	
11 - 12	6																6	

AM TOTAL																		
PM TOTAL	286			10		3.4	1			.3					3.7	1	298	
DAY TOTAL	286			10		3.4	1			.3					3.7	1	298	
																2-AXLE EQUIVALENT	299	

STATE OF WASHINGTON - DEPARTMENT OF TRANSPORTATION
 TRIP SYSTEM
 HOURLY TRAFFIC CLASSIFICATION SUMMARY

SR 005 P101039 MP 000.49 OFF SYSTEM ID. LEG 2 DIRECTION OF TRAFFIC NORTHBOUND LANE 2 OF 2
 COUNT IDENTIFIER 19-001 COUNTER NUMBER 281939 DESCRIPTION: ON SR 5 NB OFF RAMP TO SR 502

07-09-19 TUESDAY		CARS PICKUPS	SINGLE UNITS				SINGLE UNIT %	DOUBLE UNITS			DOUBLE UNIT %	TRAINS			TRAIN %	TRUCK %	CLASS UNKNOWN	TOTAL VEHICLES
AM HOURS			BUS	MED	HVY	4+	4-	5	6+		5-	6	7+					
12 - 1		2																2
1 - 2		1																1
2 - 3																		
3 - 4																		
4 - 5		2																2
5 - 6		2																2
6 - 7		1		3					75.0							75.0		4
7 - 8		13																13
8 - 9		11		2					15.4							15.4		13
9 - 10		7				1			7.7							7.7		7
10 - 11		12				1			5.0							5.0		13
11 - 12		19				1												20
PM HOURS																		
12 - 1		14			1				6.7							6.7		15
1 - 2		20						1		4.8						4.8		21
2 - 3		30			1				3.1							3.1	1	32
3 - 4		42			2			1		4.4						6.7		45
4 - 5		46			5					9.8						9.8		51
5 - 6		54															3	57
6 - 7		18																18
7 - 8		21		3					12.5							12.5		24
8 - 9		9															1	10
9 - 10		8																8
10 - 11		2																2
11 - 12																		
AM TOTAL		70		7					9.1							9.1		77
PM TOTAL		264		12				1	4.2	1						4.9	5	283
DAY TOTAL		334		19				1	5.3	1						5.8	5	360
																	2-AXLE EQUIVALENT	363

DOT-RNB505A-B

STATE OF WASHINGTON - DEPARTMENT OF TRANSPORTATION
 TRIP SYSTEM
 HOURLY TRAFFIC CLASSIFICATION SUMMARY

DATE 07/16/19
 TIME 07:42:14
 PAGE 33

SR 005 P101039 MP 000.49 OFF SYSTEM ID. LEG 2 DIRECTION OF TRAFFIC NORTHBOUND LANE 2 OF 2
 COUNT IDENTIFIER 19-001 COUNTER NUMBER 281939 DESCRIPTION: ON SR 5 NB OFF RAMP TO SR 502

07-10-19 WEDNESDAY AM HOURS	CARS PICKUPS	SINGLE UNITS				SINGLE UNIT %	DOUBLE UNITS			DOUBLE UNIT %	TRAINS			TRAIN %	TRUCK %	CLASS UNKNOWN	TOTAL VEHICLES
		BUS	MED	HVY	4+		4-	5	6+		5-	6	7+				
12 - 1			1			100.0								100.0		1	1
1 - 2	1																2
2 - 3																	6
3 - 4																	8
4 - 5																	13
5 - 6	2																15
6 - 7	6																49
7 - 8	8																34
8 - 9	13																22
9 - 10	15																17
10 - 11	45			1	1	2.0		2	4.1			1	2.0	8.2			28
11 - 12	33		1			2.9								2.9			53
PM HOURS																	54
12 - 1	21		1			4.5								4.5			64
1 - 2	17																46
2 - 3	27		1			3.6								3.6			25
3 - 4	52															1	14
4 - 5	52		1			1.9	1		1.9					3.7			15
5 - 6	63			1		1.6								1.6			7
6 - 7	41		2			4.3		1	2.2					6.5		2	5
7 - 8	24															1	5
8 - 9	12		2			14.3								14.3			5
9 - 10	15																5
10 - 11	7																7
11 - 12	5																5
AM TOTAL	123		2	1		2.3		2	1.5			1	.8	4.6		1	130
PM TOTAL	336		7	1		2.3	1	1	.6					2.9		4	350
DAY TOTAL	459		9	2		2.3	1	3	.8			1	.2	3.3		5	480
														2-AXLE EQUIVALENT			491

STATE OF WASHINGTON - DEPARTMENT OF TRANSPORTATION
 TRIP SYSTEM
 HOURLY TRAFFIC CLASSIFICATION SUMMARY

SR 005 P101039 MP 000.49 OFF SYSTEM ID. LEG 2 DIRECTION OF TRAFFIC NORTHBOUND LANE 2 OF 2
 COUNT IDENTIFIER 19-001 COUNTER NUMBER 281939 DESCRIPTION: ON SR 5 NB OFF RAMP TO SR 502

07-11-19 THURSDAY AM HOURS	CARS PICKUPS	SINGLE UNITS				SINGLE UNIT %	DOUBLE UNITS			DOUBLE UNIT %	TRAINS			TRAIN %	TRUCK %	CLASS UNKNOWN	TOTAL VEHICLES
		BUS	MED	HVY	4+		4-	5	6+		5-	6	7+				
12 - 1																	1
1 - 2	1																1
2 - 3																	
3 - 4																	
4 - 5			1			100.0								100.0			1
5 - 6	4																4
6 - 7	8		1			11.1								11.1			9
7 - 8	18																18
8 - 9	15		1			5.9	1		5.9					11.8			17
9 - 10	10		1	1		16.7								16.7			12
10 - 11	16		1			5.6		1	5.6					11.1			18
11 - 12	18																18
PM HOURS																	
12 - 1	12		1			7.7								7.7			13
1 - 2	21		2			8.7								8.7			23
2 - 3	34																34
3 - 4	45		1			2.2								2.2			46
4 - 5	61		1			1.6								1.6			62
5 - 6	52		1			1.9		1	1.9					3.7			54
6 - 7	38																38
7 - 8	18																18
8 - 9	15																15
9 - 10	20																20
10 - 11	10		2			16.7								16.7			12
11 - 12	24						1		4.0					4.0			25
AM TOTAL	90		5	1		6.1	1	1	2.0					8.2			98
PM TOTAL	350		8			2.2	1	1	.6					2.8			360
DAY TOTAL	440		13	1		3.1	2	1	.9					3.9			458
														2-AXLE EQUIVALENT			464

STATE OF WASHINGTON - DEPARTMENT OF TRANSPORTATION
 T R I P S S Y S T E M
 HOURLY TRAFFIC CLASSIFICATION SUMMARY

SR 005 P101039 MP 000.49 OFF SYSTEM ID. LEG 2 DIRECTION OF TRAFFIC NORTHBOUND LANE 2 OF 2
 COUNT IDENTIFIER 19-001 COUNTER NUMBER 281939 DESCRIPTION: ON SR 5 NB OFF RAMP TO SR 502

07-12-19		CARS PICKUPS	SINGLE UNITS				SINGLE UNIT %	DOUBLE UNITS			DOUBLE UNIT %	TRAINS			TRAIN %	TRUCK %	CLASS UNKNOWN	TOTAL VEHICLES
FRIDAY	AM HOURS		BUS	MED	HVY	4+		4-	5	6+		5-	6	7+				
	12 - 1	3															3	
	1 - 2	3															3	
	2 - 3	2	1			25.0		1	25.0					50.0			4	
	3 - 4																	
	4 - 5																	
	5 - 6	7						1	12.5					12.5			8	
	6 - 7	5														2	7	
	7 - 8																	
	8 - 9																	
	9 - 10																	
	10 - 11																	
	11 - 12																	
	PM HOURS																	
	12 - 1																	
	1 - 2																	
	2 - 3																	
	3 - 4																	
	4 - 5																	
	5 - 6																	
	6 - 7																	
	7 - 8																	
	8 - 9																	
	9 - 10																	
	10 - 11																	
	11 - 12																	

AM TOTAL		20	1			4.0		2	8.0					12.0		2	25	
PM TOTAL																		
DAY TOTAL		20	1			4.0		2	8.0					12.0		2	25	
														2-AXLE EQUIVALENT			29	

STATE OF WASHINGTON - DEPARTMENT OF TRANSPORTATION
 TRIPS SYSTEM
 HOURLY TRAFFIC CLASSIFICATION SUMMARY

SR 005 P101039 MP 000.49 OFF SYSTEM ID. LEG 2 DIRECTION OF TRAFFIC NORTHBOUND LANE 12 OF 2
 COUNT IDENTIFIER 19-001 COUNTER NUMBER 281939 DESCRIPTION: ON SR 5 NB OFF RAMP TO SR 502

07-08-19		CARS PICKUPS	SINGLE UNITS				SINGLE UNIT %	DOUBLE UNITS			DOUBLE UNIT %	TRAINS			TRAIN %	TRUCK %	CLASS UNKNOWN	TOTAL VEHICLES
MONDAY	AM HOURS		BUS	MED	HVY	4+		4-	5	6+		5-	6	7+				
	12 - 1																	
	1 - 2																	
	2 - 3																	
	3 - 4																	
	4 - 5																	
	5 - 6																	
	6 - 7																	
	7 - 8																	
	8 - 9																	
	9 - 10																	
	10 - 11																	
	11 - 12																	
	PM HOURS																	
	12 - 1																	
	1 - 2																	
	2 - 3	503	1	24	6	1	5.8	5	4	6	2.7		2	.4	8.9		552	
	3 - 4	611	2	23	1		4.0	5	3	3	1.7		1	.2	5.9		649	
	4 - 5	751		29	1		3.8	2		3	.6				4.5		786	
	5 - 6	719		23	4		3.6	2	4	2	1.1				4.6		754	
	6 - 7	538		21			3.7	2	2	1	.9				4.6		564	
	7 - 8	357		13	1		3.7	2	1	1	1.1				4.8		375	
	8 - 9	299		6			1.9	2	1		1.0				2.9	1	309	
	9 - 10	171		5			2.8	1	2		1.7				4.5		179	
	10 - 11	141		1			.7		1		.7				1.4		143	
	11 - 12	99		5			4.5	2	1	4	6.3				10.8		111	

	AM TOTAL																	
	PM TOTAL	4189	3	150	13	1	3.8	23	19	20	1.4		3	.1	5.2	1	4422	
	DAY TOTAL	4189	3	150	13	1	3.8	23	19	20	1.4		3	.1	5.2	1	4422	
															2-AXLE EQUIVALENT		4529	

STATE OF WASHINGTON - DEPARTMENT OF TRANSPORTATION
 TRIP SYSTEM
 HOURLY TRAFFIC CLASSIFICATION SUMMARY

SR 005 P101039 MP 000.49 OFF SYSTEM ID. LEG 2 DIRECTION OF TRAFFIC NORTHBOUND LANE 12 OF 2
 COUNT IDENTIFIER 19-001 COUNTER NUMBER 281939 DESCRIPTION: ON SR 5 NB OFF RAMP TO SR 502

07-09-19		CARS PICKUPS	SINGLE UNITS				SINGLE UNIT %	DOUBLE UNITS			DOUBLE UNIT %	TRAINS			TRAIN %	TRUCK %	CLASS UNKNOWN	TOTAL VEHICLES
TUESDAY	AM HOURS		BUS	MED	HVY	4+		4-	5	6+		5-	6	7+				
12 - 1	57		2			3.3		1	1	3.3					6.6		61	
1 - 2	26					3.3		2	1	10.0					13.3		30	
2 - 3	34	1	1			2.4		5	2	16.7					19.0		42	
3 - 4	29		1			3.1		2		6.3					9.4		32	
4 - 5	22			2		7.4		3		11.1					18.5		27	
5 - 6	87		1			1.1									1.1		88	
6 - 7	157		10	7		9.3	1	5	2	4.4					13.7		182	
7 - 8	217		11	1	1	5.5	2	2	1	2.1			1	.4	8.1		236	
8 - 9	248	2	26	1	1	10.0	5	1	6	4.1			1	.3	14.5		290	
9 - 10	247	1	17	3		7.6	5	2	3	3.6					11.2		278	
10 - 11	268	1	21	3		8.3	4	4	1	3.0			1	.3	11.6		303	
11 - 12	318	3	21	1		7.1	2	4	4	2.8					9.9		353	
PM HOURS																		
12 - 1	371	2	9	1	1	3.3		3	2	1.3					4.6		389	
1 - 2	389		13	6		4.5	4	7	6	4.0					8.5		425	
2 - 3	456	2	23	3		5.6	6	1	2	1.8			3	.6	8.0	1	497	
3 - 4	620		18	3		3.2	5	5	5	2.3			1	.2	5.6		657	
4 - 5	720	2	35	5	1	5.6	2	2	3	.7					6.3		768	
5 - 6	738		32	1		4.2	5		2	.9					5.1	3	781	
6 - 7	543		23	1		4.2	4		1	.9					5.1		572	
7 - 8	413		15			3.5		3		.7					4.2		431	
8 - 9	319	1	5	1		2.1	1	2		.9					3.0	1	330	
9 - 10	215		4			1.8	1			.5					2.3		220	
10 - 11	127		1			.8		1		.8					1.6		129	
11 - 12	105		1			.9		1	1	1.9					2.8		108	
AM TOTAL		1710	8	111	18	1	7.2	19	31	21	3.7		3	.2	11.0		1922	
PM TOTAL		5016	7	179	21	2	3.9	28	23	22	1.4		4	.1	5.4	5	5307	
DAY TOTAL		6726	15	290	39	3	4.8	47	54	43	2.0		7	.1	6.9	5	7229	
																	2-AXLE EQUIVALENT	7483

STATE OF WASHINGTON - DEPARTMENT OF TRANSPORTATION
TRIPS SYSTEM
HOURLY TRAFFIC CLASSIFICATION SUMMARY

SR 005 P101039 MP 000.49

OFF SYSTEM ID.

LEG 2

DIRECTION OF TRAFFIC NORTHBOUND

LANE 12 OF 2

COUNT IDENTIFIER 19-001

COUNTER NUMBER 281939

DESCRIPTION: ON SR 5 NB OFF RAMP TO SR 502

07-10-19

WEDNESDAY AM HOURS	CARS PICKUPS	SINGLE UNITS				SINGLE UNIT %	DOUBLE UNITS			DOUBLE UNIT %	TRAINS			TRAIN %	TRUCK %	CLASS UNKNOWN	TOTAL VEHICLES
		BUS	MED	HVY	4+		4-	5	6+		5-	6	7+				
12 - 1	53		3			5.3		1		1.8				7.0			57
1 - 2	29	1				2.9		2	1	8.8				11.8		1	34
2 - 3	31	1	1			5.4	1	1	2	10.8				16.2			37
3 - 4	23		2			6.3		6	1	21.9				28.1			32
4 - 5	25		1	1		6.9		2		6.9				13.8			29
5 - 6	73		3			3.9		1		1.3				5.2			77
6 - 7	146	1	9	2		7.1	2	2	6	6.0				13.1			168
7 - 8	203	1	18	2	1	9.6	3	1	1	2.2				11.7			230
8 - 9	248	3	16	3		7.9	2	2	6	3.6				11.4			280
9 - 10	224	1	17	2		7.8	7	2	3	4.7				12.5			256
10 - 11	293	2	10	4		5.0		3	5	2.5			2	8.2			319
11 - 12	276	1	16	3	1	6.9	3		4	2.3				9.2	2		306
PM HOURS																	
12 - 1	325	1	12	4	1	5.1	5	3	3	3.1			1	.3	8.5		355
1 - 2	391	2	14	4	2	5.2	1	5	5	2.6	1	1		.5	8.2		426
2 - 3	454		22	2		4.9	3	4	4	2.2			4	.8	7.9		493
3 - 4	635	1	29	8		5.6	2	1	4	1.0			1	.1	6.7	1	682
4 - 5	788		30	1		3.7	5	1	3	1.1				4.8			828
5 - 6	763		32	2		4.2	3	2		.6				4.9			802
6 - 7	577		19	1		3.3	5	1	1	1.2				4.5		2	606
7 - 8	433		15			3.3		2	1	.7				4.0	1		452
8 - 9	315	1	10			3.4	1			.3				3.7			327
9 - 10	245		2			.8		1		.4				1.2			248
10 - 11	152	1	1			1.3								1.3			154
11 - 12	93		2			2.1		1		1.0				3.1			96
AM TOTAL	1624	11	96	17	2	6.9	18	23	29	3.8			2	.1	10.8	3	1825
PM TOTAL	5171	6	188	22	3	4.0	25	21	21	1.2	1	1	6	.1	5.4	4	5469
DAY TOTAL	6795	17	284	39	5	4.7	43	44	50	1.9	1	1	8	.1	6.7	7	7294
															2-AXLE EQUIVALENT		7551

STATE OF WASHINGTON - DEPARTMENT OF TRANSPORTATION
TRIPS SYSTEM
HOURLY TRAFFIC CLASSIFICATION SUMMARY

SR 005 P101039 MP 000.49 OFF SYSTEM ID. LEG 2 DIRECTION OF TRAFFIC NORTHBOUND LANE 12 OF 2
COUNT IDENTIFIER 19-001 COUNTER NUMBER 281939 DESCRIPTION: ON SR 5 NB OFF RAMP TO SR 502

07-11-19 THURSDAY		CARS PICKUPS	SINGLE UNITS				SINGLE UNIT %	DOUBLE UNITS			DOUBLE UNIT %	TRAINS			TRAIN %	TRUCK %	CLASS UNKNOWN	TOTAL VEHICLES	
AM HOURS	PM HOURS		BUS	MED	HVY	4+		4-	5	6+		5-	6	7+					
12 - 1		56		2											5.1		59		
1 - 2		36	1	1				1	1						10.0		40		
2 - 3		32		2				1	3						15.8		38		
3 - 4		24			1				2	1					14.3		28		
4 - 5		21		1	1										16.0		25		
5 - 6		76		5	1				2	2					7.3		82		
6 - 7		139	2	11	2			2	3	5					15.2		164		
7 - 8		239	1	10	2			2	4	2					8.1		260		
8 - 9		238	2	14				4	4	5				1	11.2		268		
9 - 10		239	2	15	1				3	3					9.1	1	264		
10 - 11		326	2	15	2			2	4	4					8.2		355		
11 - 12		333	1	17	1			3	6	5				1	9.3		367		
PM HOURS																			
12 - 1		383	3	17	3	1		2	3	3			1		.2	7.9	416		
1 - 2		408	1	30	1			2	9	8				2	.4	11.5	461		
2 - 3		485	1	16	4			6	3	4				3	.6	7.1	522		
3 - 4		655		18	1			2	3	4				3	.4	4.5	686		
4 - 5		763		24	1			1	2	4						4.0	795		
5 - 6		724	1	31	1			4	2	2						5.4	765		
6 - 7		564		21				3	2							4.4	590		
7 - 8		421		13				2	1							3.7	437		
8 - 9		327		8	1			1	1	1						3.5	339		
9 - 10		295		7					3							3.3	305		
10 - 11		191		8				4	1							6.4	204		
11 - 12		198		3				1	1	1						2.9	204		
AM TOTAL		1759	11	93	11			15	32	26				2	.1	9.7	1	1950	
PM TOTAL		5414	6	196	12	1		28	31	27			1	8	.2	5.4		5724	
DAY TOTAL		7173	17	289	23	1		43	63	53			1	10	.1	6.5	1	7674	
																		2-AXLE EQUIVALENT	7957

STATE OF WASHINGTON - DEPARTMENT OF TRANSPORTATION
 TRIP SYSTEM
 HOURLY TRAFFIC CLASSIFICATION SUMMARY

SR 005 P101039 MP 000.49 OFF SYSTEM ID. LEG 2 DIRECTION OF TRAFFIC NORTHBOUND LANE 12 OF 2
 COUNT IDENTIFIER 19-001 COUNTER NUMBER 281939 DESCRIPTION: ON SR 5 NB OFF RAMP TO SR 502

07-12-19																	
FRIDAY	CARS	SINGLE UNITS				SINGLE	DOUBLE UNITS			DOUBLE	TRAINS			TRAIN	TRUCK	CLASS	TOTAL
AM HOURS	PICKUPS	BUS	MED	HVY	4+	UNIT %	4-	5	6+	UNIT %	5-	6	7+	%	%	UNKNOWN	VEHICLES
12 - 1	78		3			3.7									3.7		81
1 - 2	42		2	1		6.3		2	1	6.3					12.5		48
2 - 3	35	1	1			4.7		4	2	14.0					18.6		43
3 - 4	28		3			9.4		1		3.1					12.5		32
4 - 5	25		2			7.4									7.4		27
5 - 6	71		4	1		6.2	2	2	1	6.2					12.3		81
6 - 7	137		13	2		9.2	3	2	4	5.5					14.7	2	163
7 - 8																	
8 - 9																	
9 - 10																	
10 - 11																	
11 - 12																	
PM HOURS																	
12 - 1																	
1 - 2																	
2 - 3																	
3 - 4																	
4 - 5																	
5 - 6																	
6 - 7																	
7 - 8																	
8 - 9																	
9 - 10																	
10 - 11																	
11 - 12																	
AM TOTAL	416	1	28	4		6.9	5	11	8	5.1					12.0	2	475
PM TOTAL																	
DAY TOTAL	416	1	28	4		6.9	5	11	8	5.1					12.0	2	475
															2-AXLE EQUIVALENT		515

07-08-19 THRU 07-12-19

AVERAGE WEEKDAY CLASSIFICATION VOLUMES *****																	
AVG WEEKDAY	CARS	SINGLE UNITS				SINGLE	DOUBLE UNITS			DOUBLE	TRAINS			TRAIN	TRUCK	CLASS	TOTAL
VOLUME	PICKUPS	BUS	MED	HVY	4+	UNIT %	4-	5	6+	UNIT %	5-	6	7+	%	%	UNKNOWN	VEHICLES
	6898	16	288	34	3	4.6	44	54	49	2.0		1	8	.1	6.7	4	7399
															AWD 2-AXLE EQUIVALENT		7664

TOTAL HOURS FOR COUNT 89
 3 DAYS FACTOR GROUP R109
 AVG WEEKDAY VOL 7399 X SEASONAL ADJ. FACTOR 0.9300 = ESTIMATED AVG DAILY TRAFFIC 6881

PEAK HOUR PERCENTAGES: K = 11.19 D = 100.00 T = 4.83
 PEAK HOUR LOCATION : VOLUME = 828 DATE: 07/10/19 TIME: 04:00 PM

0.9654

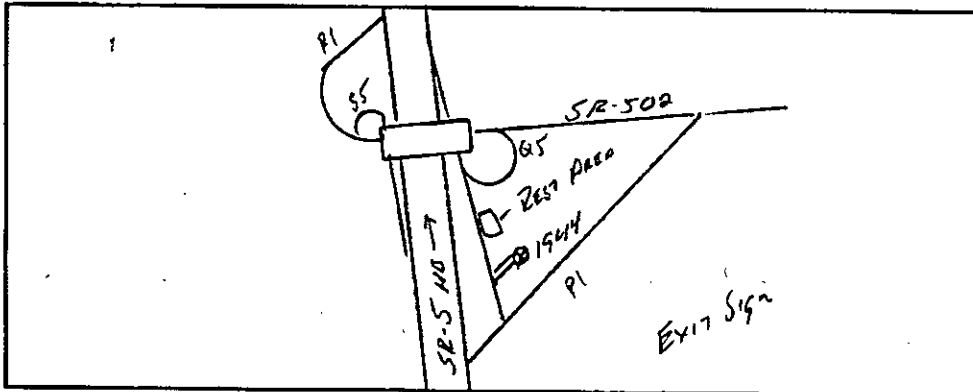
Interval 60 min. 15 min.
 Binned(CL/SP) Count(volume)
 Lane No 1 2
 Direction Channel 1 _____
 Direction Channel 2 _____
 Unique ID# _____

Counter No. 281944 Count ID 19-001
 SR 5 RRT/RRQ P1 01039 MP 0.49
~~MP -0.54~~
 Leg L Direction NB OSID _____

Station Description ON SR 5 NB EXIT TO REST AREA

Date	Day	Time	Comments
7/8/19	2	14:04	Manual (1) <u>2</u> (2) _____ SET COUNTER SS/JH 6.4v Counter (1) <u>2</u> (2) _____
7/9/19	3	8:39	Manual (1) <u>6</u> (2) _____ CHECK COUNTER SS/JH 6.7v Counter (1) <u>6</u> (2) _____
7/10/19	4	9:58	Manual (1) <u>2</u> (2) _____ CHECK COUNTER SS/JH 6.7v Counter (1) <u>2</u> (2) _____ WATER IN TUBE 2, FIXED AT 10.03.
7/11/19	5	9:46	Manual (1) <u>4</u> (2) _____ CHECK COUNTER SS/JH 7.0v Counter (1) <u>4</u> (2) _____
7/12/19	6	<u>7:30</u>	Manual (1) <u>1</u> (2) _____ P/U COUNTER SS/JH Counter (1) <u>1</u> (2) _____

Sketch



JH
Field Person

STATE OF WASHINGTON - DEPARTMENT OF TRANSPORTATION
 TRIP SYSTEM
 HOURLY TRAFFIC CLASSIFICATION SUMMARY

SR 005 P101039 MP 000.49 OFF SYSTEM ID. LEG L DIRECTION OF TRAFFIC NORTHBOUND LANE ALL OF
 COUNT IDENTIFIER 19-001 COUNTER NUMBER 281944 DESCRIPTION: ON SR 5 NB OFF RAMP TO SR 502

07-08-19																		
MONDAY																		
AM HOURS	CARS PICKUPS	SINGLE UNITS				SINGLE UNIT %	DOUBLE UNITS			DOUBLE UNIT %	TRAINS			TRAIN %	TRUCK %	CLASS UNKNOWN	TOTAL VEHICLES	
		BUS	MED	HVY	4+		4-	5	6+		5-	6	7+					
12 - 1																		
1 - 2																		
2 - 3																		
3 - 4																		
4 - 5																		
5 - 6																		
6 - 7																		
7 - 8																		
8 - 9																		
9 - 10																		
10 - 11																		
11 - 12																		
PM HOURS																		
12 - 1																		
1 - 2																		
2 - 3																		
3 - 4	103	2	11			9.5	5	11	3	13.9	1	1	1	1.5	24.8		137	
4 - 5	78	2	3			4.8	6	5	9	19.2		1		1.0	25.0		104	
5 - 6	76		4			4.3	1	9	3	14.0					18.3		93	
6 - 7	47		7	1		11.3	3	7	6	22.5					33.8		71	
7 - 8	51		7	2		12.7	1	7	2	14.1			1	1.4	28.2		71	
8 - 9	32	1	4			10.4		10	1	22.9					33.3		48	
9 - 10	22	1	2			10.7	1	2		10.7					21.4		28	
10 - 11	21	1	4			17.2		2	1	10.3					27.6		29	
11 - 12	22	1	2			7.4		3		11.1					18.5		27	

AM TOTAL																		
PM TOTAL	452	7	44	3		8.9	17	56	25	16.1	1	1	2	.7	25.7		608	
DAY TOTAL	452	7	44	3		8.9	17	56	25	16.1	1	1	2	.7	25.7		608	
															2-AXLE EQUIVALENT		769	

STATE OF WASHINGTON - DEPARTMENT OF TRANSPORTATION
 TRIP SYSTEM
 HOURLY TRAFFIC CLASSIFICATION SUMMARY

SR 005 P101039 MP 000.49 OFF SYSTEM ID. LEG L DIRECTION OF TRAFFIC NORTHBOUND LANE ALL OF
 COUNT IDENTIFIER 19-001 COUNTER NUMBER 281944 DESCRIPTION: ON SR 5 NB OFF RAMP TO SR 502

07-09-19 TUESDAY AM HOURS	CARS PICKUPS	SINGLE UNITS				SINGLE UNIT %	DOUBLE UNITS			DOUBLE UNIT %	TRAINS			TRAIN %	TRUCK %	CLASS UNKNOWN	TOTAL VEHICLES
		BUS	MED	HVY	4+		4-	5	6+		5-	6	7+				
12 - 1	15	1				4.3	1	5	1	30.4					34.8		23
1 - 2	7							2		22.2					22.2		9
2 - 3	9		1			7.7		1	1	15.4	1		7.7		30.8		13
3 - 4	7		1			11.1	1			11.1					22.2		9
4 - 5	9	1				6.3		5		31.3		1	6.3		43.8		16
5 - 6	13							6	1	35.0					35.0		20
6 - 7	18	1	2			8.1	2	10	3	40.5		1	2.7		51.4		37
7 - 8	22	1	6	3		19.2	1	13	2	30.8	2	2	7.7		57.7		52
8 - 9	27	2	5			12.7	2	14	5	38.2					50.9		55
9 - 10	42	1	8	1		12.3	1	18	10	35.8					48.1		81
10 - 11	64	1	7	3		10.4	8	17	6	29.2					39.6		106
11 - 12	74	5	10	1		13.3	8	13	8	24.2	1		.8		38.3		120
PM HOURS																	
12 - 1	86	2	10	2		10.6	6	16	7	22.0		1	2	2.3	34.8		132
1 - 2	59	1	5	1		8.4	4	8	3	18.1	2			2.4	28.9		83
2 - 3	70	2	9	2		12.7	4	11	3	17.6	1			1.0	31.4		102
3 - 4	70	1	4	1		6.7	2	12		15.6					22.2		90
4 - 5	80	1	3	1		4.7	3	15	1	17.8			3	2.8	25.2		107
5 - 6	72	1	4			5.4	2	12	2	17.2					22.6		93
6 - 7	52	3	4	3		12.0	2	12	1	18.1	3		1	4.8	34.9		83
7 - 8	43	11	3	3	1	17.6	3	11	4	17.6	2			2.0	37.3	2	102
8 - 9	5	5	1	1		8.8	2	1		3.8		1		1.3	13.8	64	80
9 - 10	1	1				2.1	1	1		4.2					6.3	44	48
10 - 11							1			3.2					3.2	30	31
11 - 12																24	24
AM TOTAL	307	13	40	8		11.3	24	104	37	30.5	1	3	4	1.5	43.3		541
PM TOTAL	538	28	43	14	1	8.8	30	99	21	15.4	8	2	6	1.6	25.8	185	975
DAY TOTAL	845	41	83	22	1	9.7	54	203	58	20.8	9	5	10	1.6	32.1	185	1516
															2-AXLE EQUIVALENT		2051

HOLE
IN
TUBE

STATE OF WASHINGTON - DEPARTMENT OF TRANSPORTATION
 TRIP SYSTEM
 HOURLY TRAFFIC CLASSIFICATION SUMMARY

SR 005 P101039 MP 000.49 OFF SYSTEM ID. LEG L DIRECTION OF TRAFFIC NORTHBOUND LANE ALL OF
 COUNT IDENTIFIER 19-001 COUNTER NUMBER 281944 DESCRIPTION: ON SR 5 NB OFF RAMP TO SR 502

WEDNESDAY AM HOURS	CARS PICKUPS	SINGLE UNITS				SINGLE UNIT %	DOUBLE UNITS			DOUBLE UNIT %	TRAINS			TRAIN %	TRUCK %	CLASS UNKNOWN	TOTAL VEHICLES
		BUS	MED	HVY	4+		4-	5	6+		5-	6	7+				
12 - 1																22	22
1 - 2																16	16
2 - 3																6	6
3 - 4																7	7
4 - 5																18	18
5 - 6																23	23
6 - 7																39	39
7 - 8																42	42
8 - 9																63	63
9 - 10	1										1		1.2	1.2	83	85	
10 - 11	64		4		3.6	4	19	11	30.6		2		2.7	36.9	6	111	
11 - 12	98	1	8	1	7.2	5	15	8	20.3		2		1.4	29.0		138	
PM HOURS																	
12 - 1	75	2	5	1	7.5	4	16	2	20.8		1		.9	29.2		106	
1 - 2	71	1	10		11.0	5	8	5	18.0					29.0		100	
2 - 3	71	1	4	1	5.8	4	16	6	25.2					31.1		103	
3 - 4	77	1	4		4.6	3	19	4	23.9		1		.9	29.4		109	
4 - 5	76	1	3		3.4	4	28	4	30.8			1	.9	35.0		117	
5 - 6	63		4		4.3	3	18	3	25.8			2	2.2	32.3		93	
6 - 7	51		4		5.0	5	17	3	31.3					36.3		80	
7 - 8	56	1	1		2.2	1	24	3	31.5		2	1	3.4	37.1		89	
8 - 9	39		6		10.7		9	2	19.6					30.4		56	
9 - 10	29		2		4.9		10		24.4					29.3		41	
10 - 11	25	1			2.8		7	2	25.0					27.8	1	36	
11 - 12	19		2		7.1		6		21.4			1	3.6	32.1		28	
AM TOTAL	163	1	12	1	2.5	9	34	19	10.9	1	5		1.1	14.4	325	570	
PM TOTAL	652	8	45	2	5.7	29	178	34	25.2	1	2	6	.9	31.8	1	958	
DAY TOTAL	815	9	57	3	4.5	38	212	53	19.8	2	2	11	1.0	25.3	326	1528	
														2-AXLE EQUIVALENT		2026	

HOLE
IN
TUBE

STATE OF WASHINGTON - DEPARTMENT OF TRANSPORTATION
 T R I P S S Y S T E M
 HOURLY TRAFFIC CLASSIFICATION SUMMARY

SR 005 P101039 MP 000.49 OFF SYSTEM ID. LEG L DIRECTION OF TRAFFIC NORTHBOUND LANE ALL OF
 COUNT IDENTIFIER 19-001 COUNTER NUMBER 281944 DESCRIPTION: ON SR 5 NB OFF RAMP TO SR 502

07-11-19 THURSDAY AM HOURS	CARS PICKUPS	SINGLE UNITS				SINGLE UNIT %	DOUBLE UNITS			DOUBLE UNIT %	TRAINS			TRAIN %	TRUCK %	CLASS UNKNOWN	TOTAL VEHICLES
		BUS	MED	HVY	4+		4-	5	6+		5-	6	7+				
12 - 1	11		1			7.1		2		14.3					21.4		14
1 - 2	10		1			7.7		2		15.4					23.1		13
2 - 3	5							1	1	28.6					28.6		7
3 - 4	5							1	4	54.5					54.5		11
4 - 5	11		1			6.3		2		12.5		1	1	12.5		31.3	16
5 - 6	12		1		1	8.0		1	7	44.0					52.0		25
6 - 7	22		3			7.3		11	3	34.1		1	1	4.9	46.3		41
7 - 8	15	2	3	3		20.0		1	12	32.5	1		3	10.0	62.5		40
8 - 9	35	1	2	2		8.2		7	9	32.8		1		1.6	42.6		61
9 - 10	54	2	2	1		5.3		12	18	37.2					42.6		94
10 - 11	88	2	8	1		8.9		4	16	18.5			2	1.6	29.0		124
11 - 12	102	1	8			6.3		10	19	22.9					29.2		144
PM HOURS																	
12 - 1	93		2	2		3.2		6	16	18.5	2		2	3.2	25.0		124
1 - 2	104	2	12	1		10.3		3	17	18.5					28.8		146
2 - 3	85	4	5	1		8.3		2	16	19.8			2	1.7	29.8		121
3 - 4	78		4			4.3		2	8	11.7				1.1	17.0		94
4 - 5	70	1	3			4.0		7	14	25.0		1		1.0	30.0		100
5 - 6	74	1	2			3.3		1	12	16.3					19.6		92
6 - 7	51		3			3.6		4	17	34.9					38.6		83
7 - 8	74		4	2		5.1		5	31	32.2					37.3		118
8 - 9	51	1	4			6.2		2	22	30.9					37.0		81
9 - 10	32		1	1		4.8		1	7	19.0					23.8		42
10 - 11	29		2			4.9		1	10	24.4					29.3		41
11 - 12	26	1	1	1		7.9		1	5	21.1	1			2.6	31.6		38
AM TOTAL	370	8	30	7	1	7.8		36	103	24	27.6	1	3	7	1.9	37.3	590
PM TOTAL	767	10	43	8		5.6		34	175	34	22.5	3	2	4	.8	29.0	1080
DAY TOTAL	1137	18	73	15	1	6.4		70	278	58	24.3	4	5	11	1.2	31.9	1670
																2-AXLE EQUIVALENT	2325

STATE OF WASHINGTON - DEPARTMENT OF TRANSPORTATION
 TRIP SYSTEM
 HOURLY TRAFFIC CLASSIFICATION SUMMARY

SR 005 P101039 MP 000.49 OFF SYSTEM ID. LEG L DIRECTION OF TRAFFIC NORTHBOUND LANE ALL OF
 COUNT IDENTIFIER 19-001 COUNTER NUMBER 281944 DESCRIPTION: ON SR 5 NB OFF RAMP TO SR 502

07-12-19																	
FRIDAY	CARS	SINGLE UNITS				SINGLE	DOUBLE UNITS			DOUBLE	TRAINS			TRAIN	TRUCK	CLASS	TOTAL
AM HOURS	PICKUPS	BUS	MED	HVY	4+	UNIT %	4-	5	6+	UNIT %	5-	6	7+	%	%	UNKNOWN	VEHICLES
12 - 1	20	1				3.2	2	8		32.3					35.5		31
1 - 2	15		1			5.0		3	1	20.0					25.0		20
2 - 3	6	1				8.3		4	1	41.7					50.0		12
3 - 4	7						1	1	1	27.3		1		9.1	36.4		11
4 - 5	8	1				5.6		4	4	44.4			1	5.6	55.6		18
5 - 6	9		2	3		20.0	1	7	2	40.0	1			4.0	64.0		25
6 - 7	16	1	2			11.5		3	4	26.9					38.5		26
7 - 8																	
8 - 9																	
9 - 10																	
10 - 11																	
11 - 12																	
PM HOURS																	
12 - 1																	
1 - 2																	
2 - 3																	
3 - 4																	
4 - 5																	
5 - 6																	
6 - 7																	
7 - 8																	
8 - 9																	
9 - 10																	
10 - 11																	
11 - 12																	
AM TOTAL	81	4	5	3		8.4	4	30	13	32.9	1	1	1	2.1	43.4		143
PM TOTAL																	
DAY TOTAL	81	4	5	3		8.4	4	30	13	32.9	1	1	1	2.1	43.4		143
															2-AXLE EQUIVALENT		226

07-08-19 THRU 07-12-19

AVERAGE WEEKDAY CLASSIFICATION VOLUMES *****																	
AVG WEEKDAY VOLUME	CARS PICKUPS	SINGLE UNITS				SINGLE UNIT %	DOUBLE UNITS			DOUBLE UNIT %	TRAINS			TRAIN %	TRUCK %	CLASS UNKNOWN	TOTAL VEHICLES
		BUS	MED	HVY	4+		4-	5	6+		5-	6	7+				
932	1048	23	71	13	1	6.9	54	231	56	21.7	5	4	11	1.3	34.01	1	1571
88		20	79	13	1	7.13	62	280	65	25.68	3	5	11	AWD	2-AXLE EQUIVALENT	170	2134
2.3 DAYS																	1585
AVG WEEKDAY VOL	1571	SEASONAL ADJ. FACTOR 0.9300 = ESTIMATED AVG DAILY TRAFFIC															1461
	1585																1474
PEAK HOUR PERCENTAGES:	K =	9.29															
PEAK HOUR LOCATION :	VOLUME =	146															
		DATE: 07/11/19															T = 28.77
																	TIME: 01:00 PM

NOTE: HISTORIC ACF QUESTIONABLE